

Profit & Loss Budget Performance

October 2022

	Oct 22	Budget	Oct 22 Activity	Annual Budget	
Ordinary Income/Expense					
Income					
CEMETERY					
100409 · Cemetery Lots Sale	70.00	225.00	70.00	2,700.00	3%
100410 · Cemetery Lot Location	65.00	16.63	65.00	200.00	33%
Total CEMETERY	135.00	241.63	135.00	2,900.00	5%
EMS Income					
100412 · EMS County Subsidy	5,250.00	1,750.00	5,250.00	21,000.00	25%
100413 · EMS Fees	26,011.55	10,416.63	26,011.55	125,000.00	21%
Total EMS Income	31,261.55	12,166.63	31,261.55	146,000.00	21%
SALES TAX REVENUE					
Mixed Beverage	464.08		464.08		#DIV/0!
100422 · Sales Tax	36,828.59	39,583.37	36,828.59	475,000.00	8%
Total SALES TAX REVENUE	37,292.67	39,583.37	37,292.67	475,000.00	8%
Treasury					
UTILITY REVENUE					
Utility Tap Fee	0.00	291.63	0.00	3,500.00	0%
200470 · Sewer Revenue	47,066.90	48,333.37	47,066.90	580,000.00	8%
200471 · Water Revenue					
1-46010 · Bulk Water Sales	355.00	0.00	355.00	0.00	#DIV/0!
1-46011 · Contract Water Sales	29,232.90	0.00	29,232.90	0.00	#DIV/0!
200471 · Water Revenue - Othe	102,197.98	120,833.37	102,197.98	1,450,000.00	7%
Total 200471 · Water Revenue	131,785.88	120,833.37	131,785.88	1,450,000.00	9%
200474 · Service Charges	709.83	583.37	709.83	7,000.00	10%
200475 · Turn on/off Charges	711.15	833.37	711.15	10,000.00	7%
200477 · Sanitation Revenue	43,385.16	46,110.00	43,385.16	553,320.00	8%
200480 · Penalties	2,868.36	3,083.37	2,868.36	37,000.00	8%
200485 · Unapplied Payments	416.11	1,250.00	416.11	15,000.00	3%
Total UTILITY REVENUE	226,943.39	221,318.48	226,943.39	2,655,820.00	9%
1-42300 · Court Collections - General	7,086.00	0.00	7,086.00	0.00	#DIV/0!
100402 · Municipal Court Fines	0.00	6,250.00	0.00	75,000.00	0%
100405 · Permits & Licenses Fees	75.00	33.37	75.00	400.00	19%
100406 · Records Preservation Fee	36.00	3.37	36.00	40.00	90%
100407 · Birth Certificates	0.00	64.62	0.00	775.00	0%
100408 · Death Certificates	0.00	4.13	0.00	50.00	0%
100411 · Community Center Rental	50.00	54.13	50.00	650.00	8%
100414 · Federal Fuel Tax Refund	0.00	333.37	0.00	4,000.00	0%
100415 · Office Supplies - Income	12.00	22.88	12.00	275.00	4%
100417 · 42100- Airport Electricity Reim	0.00	141.63	0.00	1,700.00	0%
100418 · Cell Tower Lease	1,250.00	1,250.00	1,250.00	15,000.00	8%
100420 · Franchise Fees	1,023.20	9,166.63	1,023.20	110,000.00	1%
100421 · Birth & Death Certificates	247.00	0.00	247.00	0.00	#DIV/0!

Profit & Loss Budget Performance

October 2022

	Oct 22	Budget	Oct 22 Activity	Annual Budget	
100424 · AD-VALOREM TAX					#DIV/0!
100416 · PILOT Funds	0.00	1,500.00	0.00	18,000.00	0%
100424 · AD-VALOREM TAX - Other	11,765.51	39,070.87	11,765.51	468,850.00	3%
Total 100424 · AD-VALOREM TAX	11,765.51	40,570.87	11,765.51	486,850.00	2%
100425 · Interest	241.93	119.13	241.93	1,430.00	17%
100426 · Contingency	0.00	35,160.04	0.00	421,920.70	0%
100437 · Transfer from Utility	0.00	43,007.80	0.00	516,093.38	0%
200405 · Permits- U	0.00	0.00	0.00	0.00	#DIV/0!
200425 · Interest- U	105.19	0.00	105.19	0.00	#DIV/0!
200427 · Grant Revenue- U	0.00	0.00	0.00	0.00	#DIV/0!
200430 · Sale of Assets- U	0.00	208.37	0.00	2,500.00	0%
200434 · Misc Income- U	23,185.76	208.37	23,185.76	2,500.00	927%
200472 · Water Tap	0.00	0.00	0.00	0.00	#DIV/0!
200473 · Wastewater Tap	0.00	0.00	0.00	0.00	#DIV/0!
200478 · Sanitation Tax - Income	2,783.24	2,750.00	2,783.24	33,000.00	8%
200479 · Collection Station Fees	140.00	833.37	140.00	10,000.00	1%
Total Income	343,633.44	413,492.19	343,633.44	4,961,904.08	7%
Gross Profit	343,633.44	413,492.19	343,633.44	4,961,904.08	7%
Expense					
110500 · Salary- A	10,091.13	10,807.27	10,091.13	129,687.68	8%
110510 · Overtime- A	0.00	0.00	0.00	0.00	#DIV/0!
110525 · Health Insurance- A	1,281.84	1,197.00	1,281.84	14,364.00	9%
110530 · Workers Comp.- A	0.00	104.13	0.00	1,250.00	0%
110531 · Life Insurance- A	0.00	37.70	0.00	452.40	0%
110532 · Commissioner Stipend-A	0.00	108.37	0.00	1,300.00	0%
110533 · WC for Volunteers/Commissioner	0.00	4.63	0.00	56.00	0%
110540 · Postage- A	0.00	41.63	0.00	500.00	0%
110541 · Office Supplies- A	366.18	208.37	366.18	2,500.00	15%
110542 · Janitorial Supplies- A	22.32	125.00	22.32	1,500.00	1%
110543 · Operating Supplies- A	163.58	62.50	163.58	750.00	22%
110545 · Fuel- A	0.00	125.00	0.00	1,500.00	0%
110550 · Rental/Lease of Equip- A	0.00	333.37	0.00	4,000.00	0%
110551 · Maint. of Building- A	141.54	416.63	141.54	5,000.00	3%
110552 · Maint. of Office Equip.- A	0.00	8.37	0.00	100.00	0%
110553 · Maint. of Auto's- A	0.00	41.63	0.00	500.00	0%
110560 · Grant Expense- A	0.00	0.00	0.00	0.00	#DIV/0!
110561 · Office Equip.- A	0.00	83.37	0.00	1,000.00	0%
110562 · Bank Account Fees- A	1.50	8.37	1.50	100.00	2%
110563 · Election Services- A	0.00	500.00	0.00	6,000.00	0%
110565 · Professional Services- A	25.98	375.00	25.98	4,500.00	1%
110566 · Eastland Co. Crisis Center	0.00	208.37	0.00	2,500.00	0%
110568 · Advertising- A	0.00	125.00	0.00	1,500.00	0%

Profit & Loss Budget Performance

October 2022

	<u>Oct 22</u>	<u>Budget</u>	<u>Oct 22 Activity</u>	<u>Annual Budget</u>	
110569 · Incode- A	0.00	125.00	0.00	1,500.00	0%
110570 · Vehicle Lease Trx	5,000.00	5,000.00	5,000.00	60,000.00	8%
110571 · Economic Development	4,603.58	4,687.50	4,603.58	56,250.00	8%
110572 · Street Fund	4,603.57	4,687.50	4,603.57	56,250.00	8%
110573 · Utility Sales Tax Trx	14,000.00	14,000.00	14,000.00	168,000.00	8%
110575 · Legal- A	2,374.00	1,666.63	2,374.00	20,000.00	12%
110576 · Audit- A	0.00	1,166.63	0.00	14,000.00	0%
110577 · Appraisal District- A	0.00	1,670.77	0.00	20,049.46	0%
110578 · Auto Equipment- A	0.00	0.00	0.00	0.00	#DIV/0!
110579 · Survery Expenses- A	0.00	0.00	0.00	0.00	#DIV/0!
110580 · Dues- A	0.00	16.63	0.00	200.00	0%
110581 · School Tuition- A	365.00	208.37	365.00	2,500.00	15%
110582 · Meals- A	0.00	83.37	0.00	1,000.00	0%
110583 · Travel- A	0.00	208.37	0.00	2,500.00	0%
110584 · Communications- A	86.25	125.00	86.25	1,500.00	6%
110585 · Electricity- A	331.80	166.63	331.80	2,000.00	17%
110586 · Gas- A	61.26	83.37	61.26	1,000.00	6%
110587 · Miscellaneous- A	18.00	41.63	18.00	500.00	4%
110589 · Transfer to Contingency- A	0.00	0.00	0.00	0.00	#DIV/0!
110590 · Loan to Utility	0.00	0.00	0.00	0.00	#DIV/0!
	43,537.53	48,859.11	43,537.53	586,309.54	7%
115591 · Code Red- EM	0.00	375.00	0.00	4,500.00	0%
115593 · Dispatch- EM	0.00	3,000.00	0.00	36,000.00	0%
	0.00	3,375.00	0.00	40,500.00	0%
120300 · Uniforms- P	0.00	250.00	0.00	3,000.00	0%
120301 · Minor Tools	0.00	20.87	0.00	250.00	0%
120302 · Maint. of Radio's- P	0.00	20.87	0.00	250.00	0%
120303 · Medical Expenses- P	0.00	41.63	0.00	500.00	0%
120304 · Maintenance of Other - P	0.00	20.87	0.00	250.00	0%
120305 · Police Equipment- P	0.00	20.87	0.00	250.00	0%
120306 · Court Costs- P	0.00	2,500.00	0.00	30,000.00	0%
120307 · Inspections/Cert. Fees- P	0.00	41.63	0.00	500.00	0%
120308 · Drug Seizure Exp.- P	0.00	0.00	0.00	0.00	#DIV/0!
120309 · Jail Expense	0.00	41.63	0.00	500.00	0%
120500 · Salary- P	17,531.06	21,724.84	17,531.06	260,697.86	7%
120510 · Overtime- P	4,444.38	625.00	4,444.38	7,500.00	59%
120512 · Contract Labor- P	0.00	416.63	0.00	5,000.00	0%
120525 · Health Insurance- P	2,403.68	2,992.90	2,403.68	35,914.80	7%
120530 · Workers Comp.- P	0.00	583.37	0.00	7,000.00	0%
120531 · Life Insurance- P	0.00	94.25	0.00	1,131.00	0%

Profit & Loss Budget Performance

October 2022

	Oct 22	Budget	Oct 22 Activity	Annual Budget	
120540 · Postage- P	0.00	58.37	0.00	700.00	0%
120541 · Office Supplies- P	0.00	104.13	0.00	1,250.00	0%
120543 · Operating Supplies- P	154.71	83.37	154.71	1,000.00	15%
120545 · Fuel- P	0.00	1,166.63	0.00	14,000.00	0%
120550 · Equipment Rental- P	0.00	208.37	0.00	2,500.00	0%
120551 · Maint. of Building- P	27.99	41.63	27.99	500.00	6%
120553 · Maint. of Auto's- P	619.11	583.37	619.11	7,000.00	9%
120560 · Grant Expense- P	0.00	0.00	0.00	0.00	#DIV/0!
120561 · Office Equip.- P	0.00	0.00	0.00	0.00	#DIV/0!
120565 · Professional Services- P	0.00	708.37	0.00	8,500.00	0%
120578 · Auto Equipment- P	0.00	208.37	0.00	2,500.00	0%
120580 · Dues- P	0.00	20.87	0.00	250.00	0%
120581 · School Tuition- P	0.00	250.00	0.00	3,000.00	0%
120583 · Travel- P	0.00	83.37	0.00	1,000.00	0%
120584 · Communications- P	86.26	250.00	86.26	3,000.00	3%
120585 · Electricity- P	336.30	225.00	336.30	2,700.00	12%
120586 · Gas- P	61.26	83.37	61.26	1,000.00	6%
120600 · WC for Reserve Officers- P	0.00	0.46	0.00	5.41	0%
	25,664.75	33,471.04	25,664.75	401,649.07	6%
121300 · Uniforms- ACO	0.00	41.63	0.00	500.00	0%
121301 · Minor Tools- ACO	0.00	20.87	0.00	250.00	0%
121303 · Medical Expenses- ACO	0.00	208.37	0.00	2,500.00	0%
121307 · Inspection/Cert. Fees- ACO	0.00	12.50	0.00	150.00	0%
121310 · Chemical Supplies- ACO	0.00	20.87	0.00	250.00	0%
121311 · Supplies- ACO	0.00	0.00	0.00	0.00	#DIV/0!
121312 · Shop Equipment	0.00	25.00	0.00	300.00	0%
121500 · Salary- ACO	3,309.12	3,429.57	3,309.12	41,154.84	8%
121510 · Overtime- ACO	1,426.04	833.37	1,426.04	10,000.00	14%
121525 · Health Insurance- ACO	600.92	598.50	600.92	7,182.00	8%
121530 · Workers Comp.- ACO	0.00	208.37	0.00	2,500.00	0%
121531 · Life Insurance- ACO	0.00	18.85	0.00	226.20	0%
121541 · Office Supplies- ACO	0.00	20.87	0.00	250.00	0%
121543 · Operating Supplies- ACO	0.00	58.37	0.00	700.00	0%
121545 · Fuel- ACO	0.00	208.37	0.00	2,500.00	0%
121551 · Maint. of Building- ACO	0.00	208.37	0.00	2,500.00	0%
121553 · Maint. of Auto's- ACO	0.00	100.00	0.00	1,200.00	0%
121578 · Auto Equipment- ACO	0.00	0.00	0.00	0.00	#DIV/0!
121581 · School Tuition- ACO	0.00	50.00	0.00	600.00	0%
121583 · Travel- ACO	0.00	41.63	0.00	500.00	0%
121584 · Communications- ACO	11.09	50.00	11.09	600.00	2%
121585 · Electricity- ACO	134.33	250.00	134.33	3,000.00	4%

Profit & Loss Budget Performance

October 2022

	Oct 22	Budget	Oct 22 Activity	Annual Budget	
	5,481.50	6,405.51	5,481.50	76,863.04	7%
125200 · Court Technology- Ct	0.00	141.63	0.00	1,700.00	0%
125201 · Court Security- Ct	105.00	41.63	105.00	500.00	21%
125500 · Salary- Ct	4,621.75	5,090.44	4,621.75	61,085.83	8%
125525 · Health Insurance- Ct	600.92	598.58	600.92	7,182.96	8%
125530 · Workers Comp.- Ct.	0.00	25.00	0.00	300.00	0%
125531 · Life Insurance- Ct.	0.00	18.85	0.00	226.20	0%
125541 · Office Supplies- Ct	0.00	83.37	0.00	1,000.00	0%
125565 · Professional Services- Ct	4,159.40	0.00	4,159.40	0.00	#DIV/0!
125574 · Liability Ins. Bonds- Ct	0.00	14.62	0.00	175.00	0%
125580 · Dues- Ct	0.00	8.37	0.00	100.00	0%
125581 · School Tuition- Ct	45.00	83.37	45.00	1,000.00	5%
125583 · Travel- Ct	0.00	83.37	0.00	1,000.00	0%
125585 · Electricity- Ct	81.94	66.63	81.94	800.00	10%
	9,614.01	6,255.86	9,614.01	75,069.99	13%
130100 · Emergency Operating Center- F	0.00	0.00	0.00	0.00	#DIV/0!
130205 · Drug Supplies- F/E	0.00	583.37	0.00	7,000.00	0%
130280 · WC Volunteer FF- F/E	0.00	291.63	0.00	3,500.00	0%
130300 · Uniforms- F/E	30.00	229.13	30.00	2,750.00	1%
130301 · Minor Tools- F/E	0.00	41.63	0.00	500.00	0%
130302 · Maint. of Radio's- F/E	0.00	20.87	0.00	250.00	0%
130303 · Medical Expenses- F/E	0.00	83.37	0.00	1,000.00	0%
130307 · Inspection/Cert. Fees- F/E	180.00	250.00	180.00	3,000.00	6%
130331 · Maint. of Equipment- F/E	0.00	41.63	0.00	500.00	0%
130345 · Maint. of Other- F/E	0.00	41.63	0.00	500.00	0%
130390 · EMS Equipment- F/E	0.00	1,500.00	0.00	18,000.00	0%
130500 · Salary- F/E	9,960.62	24,241.64	9,960.62	290,900.23	3%
103510 · Overtime - F/E	12,949.67	0.00	12,949.67	0.00	#DIV/0!
130512 · Contract Labor- F/E	0.00	166.63	0.00	2,000.00	0%
130525 · Health Insurance- F/E	2,403.68	2,394.32	2,403.68	28,731.84	8%
130530 · Workers Comp.- F/E	0.00	1,104.13	0.00	13,250.00	0%
130531 · Life Insurance- F/E	0.00	75.40	0.00	904.80	0%
130540 · Postage- F/E	0.00	8.37	0.00	100.00	0%
130541 · Office Supplies- F/E	0.00	166.63	0.00	2,000.00	0%
130542 · Janitorial Supplies- F/E	0.00	166.63	0.00	2,000.00	0%
130543 · Operating Supplies- F/E	0.00	416.63	0.00	5,000.00	0%
130545 · Fuel- F/E	0.00	1,166.63	0.00	14,000.00	0%
130550 · Equipment Rental - F/E	0.00	0.00	0.00	0.00	#DIV/0!
130551 · Maint of Building - F/E	0.00	0.00	0.00	0.00	#DIV/0!
130553 · Maint. of Auto's- F/E	-50.00	291.63	-50.00	3,500.00	-1%

Profit & Loss Budget Performance

October 2022

	<u>Oct 22</u>	<u>Budget</u>	<u>Oct 22 Activity</u>	<u>Annual Budget</u>	
130565 · Professional Services- F/E	0.00	1,666.63	0.00	20,000.00	0%
130574 · Liability Ins. Bonds- F/E	0.00	5.87	0.00	70.00	0%
130580 · Dues- F/E	0.00	54.13	0.00	650.00	0%
130581 · School Tuition- F/E	0.00	41.63	0.00	500.00	0%
130583 · Travel- F/E	0.00	41.63	0.00	500.00	0%
130584 · Communications- F/E	86.25	208.37	86.25	2,500.00	3%
130585 · Electricity- F/E	378.95	291.63	378.95	3,500.00	11%
130586 · Gas- F/E	100.84	291.63	100.84	3,500.00	3%
	26,040.01	35,883.42	26,040.01	430,606.87	6%
140300 · Uniforms- St	0.00	83.37	0.00	1,000.00	0%
140301 · Minor Tools- St	103.82	20.87	103.82	250.00	42%
140309 · WC for Volunteers- St	0.00	10.87	0.00	130.00	0%
140310 · Chemical- St	0.00	45.87	0.00	550.00	0%
140312 · Shop Equipment- St	0.00	1,250.00	0.00	15,000.00	0%
140316 · Maint. of Shop Equipment- St	0.00	166.63	0.00	2,000.00	0%
140317 · Street Improvements- St	0.00	4,166.63	0.00	50,000.00	0%
140331 · Maint. of Equipment- St	0.00	1,208.37	0.00	14,500.00	0%
140332 · Maint. of Streets	0.00	2,000.00	0.00	24,000.00	0%
140500 · Salary- St	2,328.01	5,712.17	2,328.01	68,546.04	3%
140510 · Overtime- St	0.00	333.37	0.00	4,000.00	0%
140512 · Contract Labor- St	0.00	833.37	0.00	10,000.00	0%
140525 · Health Insurance- St.	0.00	598.58	0.00	7,182.96	0%
140530 · Workers Comp.- St.	0.00	458.37	0.00	5,500.00	0%
140531 · Life Insurance- St.	0.00	37.70	0.00	452.40	0%
140541 · Office Supplies- St	0.00	0.00	0.00	0.00	#DIV/0!
140543 · Operating Supplies- St	0.00	16.63	0.00	200.00	0%
140545 · Fuel- St	92.85	583.37	92.85	7,000.00	1%
140550 · Equipment Rental- St	0.00	104.13	0.00	1,250.00	0%
140553 · Maint. of Auto's- St	183.68	333.37	183.68	4,000.00	5%
140585 · Electricity- St	2,464.60	2,500.00	2,464.60	30,000.00	8%
	5,172.96	20,463.67	5,172.96	245,561.40	2%
150300 · Uniforms- L	0.00	0.00	0.00	0.00	#DIV/0!
150331 · Maint. of Machinery- L	0.00	41.63	0.00	500.00	0%
150500 · Salary- L	2,321.14	2,549.34	2,321.14	30,592.41	8%
150525 · Health Insurance- L	2.34	8.37	2.34	100.00	2%
150530 · Workers Comp.- L	0.00	12.50	0.00	150.00	0%
150531 · Life Insurance- L	0.00	18.85	0.00	226.20	0%
150542 · Janitorial Supplies- L	0.00	41.63	0.00	500.00	0%
150543 · Operating Supplies- L	0.00	108.37	0.00	1,300.00	0%
150551 · Maint. of Building- L	9.79	83.37	9.79	1,000.00	1%

Profit & Loss Budget Performance

October 2022

	Oct 22	Budget	Oct 22 Activity	Annual Budget	
150574 · Liability Ins. Bonds- L	0.00	4.13	0.00	50.00	0%
150581 · School Tuition- L	0.00	100.00	0.00	1,200.00	0%
150583 · Travel- L	0.00	50.00	0.00	600.00	0%
150584 · Communications- L	75.15	62.50	75.15	750.00	10%
150585 · Electricity- L	77.03	54.13	77.03	650.00	12%
150586 · Gas- L	106.40	125.00	106.40	1,500.00	7%
	2,591.85	3,259.82	2,591.85	39,118.61	7%
155300 · Uniforms- Cem	0.00	41.63	0.00	500.00	0%
155301 · Minor Tools- Cem	64.63	83.37	64.63	1,000.00	6%
155331 · Maint. of Machinery- Cem	0.00	125.00	0.00	1,500.00	0%
155500 · Salary- Cem	3,090.41	3,297.21	3,090.41	39,566.41	8%
155510 · Overtime- Cem	0.00	20.87	0.00	250.00	0%
155512 · Contract Labor- Cem	0.00	416.63	0.00	5,000.00	0%
155525 · Health Insurance- Cem	600.92	598.58	600.92	7,182.96	8%
155530 · Workers Comp.- Cem.	0.00	250.00	0.00	3,000.00	0%
155531 · Life Insurance- Cem	0.00	18.85	0.00	226.20	0%
155542 · Janitorial Supplies- Cem	0.00	0.00	0.00	0.00	#DIV/0!
155543 · Operating Supplies- Cem	0.00	83.37	0.00	1,000.00	0%
155545 · Fuel- Cem	0.00	250.00	0.00	3,000.00	0%
155553 · Maint. of Auto's- Cem	0.00	125.00	0.00	1,500.00	0%
	3,755.96	5,310.51	3,755.96	63,725.57	6%
260123 · Transfer to General- S	0.00	15,552.80	0.00	186,633.38	0%
260155 · Republic Services Contract- S	0.00	23,333.37	0.00	280,000.00	0%
260160 · Sales Tax- S	2,859.93	2,750.00	2,859.93	33,000.00	9%
260300 · Uniforms- S	0.00	41.63	0.00	500.00	0%
260331 · Repair/Maint. Equipment- S	0.00	125.00	0.00	1,500.00	0%
260500 · Sanitation Salary - S	2,386.99	2,629.80	2,386.99	31,557.71	8%
260512 · Contract Labor-S	0.00	41.63	0.00	500.00	0%
260525 · Health Ins. -S	1.40	0.00	1.40	0.00	#DIV/0!
260530 · Wokers Comp.- S	0.00	125.00	0.00	1,500.00	0%
260531 · Life Insurance- S	0.00	18.85	0.00	226.20	0%
260540 · Postage- S	201.61	187.50	201.61	2,250.00	9%
260543 · Operating Supplies- S	0.00	41.63	0.00	500.00	0%
260545 · Fuel- S	0.00	125.00	0.00	1,500.00	0%
260585 · Electricity- S	15.56	33.37	15.56	400.00	4%
	5,465.49	45,005.58	5,465.49	540,067.29	1%
270108 · Testing Expenses- W	0.00	750.00	0.00	9,000.00	0%
270123 · Transfer to General- W	0.00	13,727.50	0.00	164,730.00	0%
270171 · Maintenance of Shop Equip.- W	0.00	41.63	0.00	500.00	0%

Profit & Loss Budget Performance

October 2022

	Oct 22	Budget	Oct 22 Activity	Annual Budget	
270172 · ECWSD	73,759.35	78,833.37	73,759.35	946,000.00	8%
270185 · Lab Sample Fees- W	3,158.00	250.00	3,158.00	3,000.00	105%
270186 · Water Meters & Parts- W	0.00	416.63	0.00	5,000.00	0%
270187 · Maintenance of Water System	110.75	7,083.37	110.75	85,000.00	0%
270188 · Vehicle- W	0.00	2,083.37	0.00	25,000.00	0%
270190 · Engineering- W	0.00	625.00	0.00	7,500.00	0%
270300 · Uniforms- W	0.00	312.50	0.00	3,750.00	0%
270301 · Minor Tools- W	232.97	145.87	232.97	1,750.00	13%
270303 · Medical Expenses- W	0.00	20.87	0.00	250.00	0%
270307 · Inspections/Certs. -W	0.00	208.37	0.00	2,500.00	0%
270310 · Chemical Supplies- W	0.00	416.63	0.00	5,000.00	0%
270315 · Liability Ins. Bonds	0.00	208.37	0.00	2,500.00	0%
270330 · Machinery & Equipment- W	0.00	1,041.63	0.00	12,500.00	0%
270331 · Maintenance of Machinery- W	0.00	1,000.00	0.00	12,000.00	0%
270335 · Street Repair- W	185.19	1,041.63	185.19	12,500.00	1%
270500 · Water Salary -W	18,929.53	19,071.82	18,929.53	228,862.28	8%
270510 · Water Overtime - W	5,751.43	0.00	5,751.43	0.00	#DIV/0!
270512 · W-Contract Labor	0.00	1,666.63	0.00	20,000.00	0%
270525 · Health Ins. -W	1,667.54	2,992.50	1,667.54	35,910.00	5%
270530 · Wokers Comp.- W	0.00	475.00	0.00	5,700.00	0%
270531 · Life Insurance-W	0.00	94.25	0.00	1,131.00	0%
270540 · Postage- W	201.63	187.50	201.63	2,250.00	9%
270542 · Janitorial Supplies- W	39.95	41.63	39.95	500.00	8%
270543 · Operating Supplies- W	419.33	166.63	419.33	2,000.00	21%
270545 · Fuel- W	102.31	833.37	102.31	10,000.00	1%
270550 · Rental of Equipment- W	0.00	250.00	0.00	3,000.00	0%
270551 · Maintenance of Buildings- W	26.47	83.37	26.47	1,000.00	3%
270553 · Maintenance of Auto's- W	0.00	1,000.00	0.00	12,000.00	0%
270560 · Grant Expense- W	0.00	6,250.00	0.00	75,000.00	0%
270575 · Legal- W	0.00	41.63	0.00	500.00	0%
270576 · Auditor- W	0.00	1,166.63	0.00	14,000.00	0%
270580 · Dues- W	0.00	541.63	0.00	6,500.00	0%
270581 · School Tuition- W	583.75	166.63	583.75	2,000.00	29%
270583 · Travel Expenses- W	0.00	41.63	0.00	500.00	0%
270584 · Communication- W	349.56	225.00	349.56	2,700.00	13%
270585 · Electricity- W	741.33	625.00	741.33	7,500.00	10%
270589 · Contingency- W	0.00	11,985.09	0.00	143,821.08	0%
	106,259.09	156,112.68	106,259.09	1,873,354.36	6%
272123 · Transfer to General- WW	0.00	13,727.50	0.00	164,730.00	0%
272174 · Wastewater Services- WW	24.35	2,916.63	24.35	35,000.00	0%
272175 · TCEQ Fines- WW	0.00	0.00	0.00	0.00	#DIV/0!

Profit & Loss Budget Performance

October 2022

	Oct 22	Budget	Oct 22 Activity	Annual Budget	
272176 · Maint. Wastewater System- WW	4,207.48	2,916.63	4,207.48	35,000.00	12%
272185 · Lab Sample Fees- WW	992.00	791.63	992.00	9,500.00	10%
272190 · Engineering- WW	0.00	166.63	0.00	2,000.00	0%
272300 · Uniforms- WW	0.00	125.00	0.00	1,500.00	0%
272301 · Minor Tools- WW	90.18	41.63	90.18	500.00	18%
272303 · Medical Expenses- WW	0.00	41.63	0.00	500.00	0%
272307 · Inspections/Certs.- WW	0.00	208.37	0.00	2,500.00	0%
272310 · Chemical Supplies- WW	0.00	2,500.00	0.00	30,000.00	0%
272330 · Machinery & Equipment- WW	0.00	2,083.37	0.00	25,000.00	0%
272331 · Maintenance of Machinery- WW	0.00	1,041.63	0.00	12,500.00	0%
272335 · Street Repair- WW	0.00	0.00	0.00	0.00	#DIV/0!
272500 · Wastewater Salary - WW	4,182.13	6,938.68	4,182.13	83,264.71	5%
272510 · Overtime - WW	226.02	0.00	226.02	0.00	#DIV/0!
272512 · WW-Contract Labor	0.00	333.37	0.00	4,000.00	0%
272525 · Health Ins. -WW	925.86	1,000.00	925.86	12,000.00	8%
272530 · Wokers Comp.- WW	0.00	475.00	0.00	5,700.00	0%
272531 · Life Insurance- WW	0.00	37.70	0.00	452.40	0%
272540 · Postage- WW	201.61	166.63	201.61	2,000.00	10%
272542 · Janitorial Supplies- WW	0.00	41.63	0.00	500.00	0%
272543 · Operating Supplies- WW	92.85	83.37	92.85	1,000.00	9%
272545 · Fuel- WW	0.00	666.63	0.00	8,000.00	0%
272550 · Rental of Equipment- WW	0.00	62.50	0.00	750.00	0%
272551 · Maintenance of Buildings- WW	0.00	104.13	0.00	1,250.00	0%
272553 · Maintenance of Auto's- WW	0.00	333.37	0.00	4,000.00	0%
272560 · Grant Expense- WW	0.00	0.00	0.00	0.00	#DIV/0!
272580 · Dues- WW	0.00	333.37	0.00	4,000.00	0%
272581 · School Tuition- WW	0.00	166.63	0.00	2,000.00	0%
272583 · Travel Expenses- WW	461.05	83.37	461.05	1,000.00	46%
272584 · Communication- WW	349.57	250.00	349.57	3,000.00	12%
272585 · Electricity- WW	2,232.65	1,833.37	2,232.65	22,000.00	10%
	13,985.75	39,470.40	13,985.75	473,647.11	3%
280150 · Contract Services- UB	0.00	291.63	0.00	3,500.00	0%
280500 · Salaries- UB	2,584.32	5,701.03	2,584.32	64,953.10	4%
280510 · Overtime - UB	30.15	0.00	30.15	3,459.81	1%
280525 · Health Ins. -UB	1,201.84	1,197.16	1,201.84	14,365.92	8%
280530 · Wokers Comp.- U	0.00	58.37	0.00	700.00	0%
280531 · Life Insurance- UB	0.00	37.70	0.00	452.40	0%
280540 · Postage- UB	275.00	250.00	275.00	3,000.00	9%
280541 · Office Supplies- UB	0.00	416.63	0.00	5,000.00	0%
280542 · Janitorial Supplies- UB	0.00	125.00	0.00	1,500.00	0%
280543 · Operating Supplies- UB	0.00	41.63	0.00	500.00	0%

Profit & Loss Budget Performance

October 2022

	<u>Oct 22</u>	<u>Budget</u>	<u>Oct 22 Activity</u>	<u>Annual Budget</u>	
280550 · Rental of Equipment- UB	0.00	625.00	0.00	7,500.00	0%
280552 · Maint. Office Equipment- UB	0.00	41.63	0.00	500.00	0%
280561 · Office Equipment- UB	25.98	83.37	25.98	1,000.00	3%
280562 · Bank Account Fees- UB	201.50	83.37	201.50	1,000.00	20%
280565 · Professional Services- UB	0.00	666.63	0.00	8,000.00	0%
	4,318.79	9,619.15	4,318.79	115,431.23	4%
Total Expense	251,887.69	413,491.75	251,887.69	4,961,904.08	5%
Net Ordinary Income	91,745.75	0.44	91,745.75	0.00	

City of Ranger
Expenses by Vendor Summary
October 2022

	<u>Oct 22</u>
All American Pump Solutions Inc.	4,207.48
Ana-Lab Corp.	4,150.00
AT&T Mobility	442.86
Atmos Energy	329.76
Brodart Co.	56.71
CLIA Laboratory Program	180.00
Eastland County Water Supply District	73,759.35
FFB Cardmember Services	1,912.98
First Financial Bank	200.00
Jive Communications Inc.	601.27
NetLink Security Control Co.	105.00
O'Reilly Auto Parts	460.69
Office of the Secretary of State	275.00
Petunia Jane's	30.00
Ranger City Bond Construction Fund	10,000.00
Ranger Economic Development Corp	4,603.58
Ranger Municipal Court	4,175.00
Ranger PD Lease Account	5,000.00
Ranger Street Maintenance Fund	4,603.57
Shoppin Baskit - Corp	740.32
Texas Comptroller of Public Accounts	7,037.33
The Knight Law Firm, LLP	2,374.00
Tindall's Hardware	1,050.22
TML Health Benefits Pool	11,693.94
TWDB Debt Service Fund	4,000.00
TXU Energy	6,794.49
United States Postal Service	879.85
W.E. Greenwood Auto Parts	292.10
TOTAL	<u><u>149,955.50</u></u>

Profit & Loss Budget Performance

November 2022

	<u>Nov 22</u>	<u>Budget</u>	<u>Oct - Nov 22</u>	<u>Annual Budget</u>	
Ordinary Income/Expense					
Income					
CEMETERY					
100409 · Cemetery Lots Sale	2,040.00	225.00	2,110.00	2,700.00	78%
100410 · Cemetery Lot Location	120.00	16.67	185.00	200.00	93%
Total CEMETERY	2,160.00	241.67	2,295.00	2,900.00	79%
EMS Income					
100412 · EMS County Subsidy	0.00	1,750.00	5,250.00	21,000.00	25%
100413 · EMS Fees	25,592.00	10,416.67	51,603.55	125,000.00	41%
Total EMS Income	25,592.00	12,166.67	56,853.55	146,000.00	39%
SALES TAX REVENUE					
Mixed Beverage	208.34	0.00	672.42	0.00	#DIV/0!
100422 · Sales Tax	56,184.58	39,583.33	93,013.17	475,000.00	20%
Total SALES TAX REVENUE	56,392.92	39,583.33	93,685.59	475,000.00	20%
Treasury					
UTILITY REVENUE					
Utility Tap Fee	0.00	291.67	0.00	3,500.00	0%
200470 · Sewer Revenue	45,772.58	48,333.33	92,839.48	580,000.00	16%
200471 · Water Revenue					
1-46010 · Bulk Water Sales	235.00	0.00	590.00	0.00	#DIV/0!
1-46011 · Contract Water Sales	25,209.62	0.00	54,442.52	0.00	#DIV/0!
200471 · Water Revenue - Othe	83,946.56	120,833.33	186,144.54	1,450,000.00	13%
Total 200471 · Water Revenue	109,391.18	120,833.33	241,177.06	1,450,000.00	17%
200474 · Service Charges	350.00	583.33	1,059.83	7,000.00	15%
200475 · Turn on/off Charges	1,075.75	833.33	1,786.90	10,000.00	18%
200477 · Sanitation Revenue	41,910.68	46,110.00	85,295.84	553,320.00	15%
200480 · Penalties	3,042.84	3,083.33	5,911.20	37,000.00	16%
200485 · Unapplied Payments	315.97	1,250.00	732.08	15,000.00	5%
Total UTILITY REVENUE	201,859.00	221,318.32	428,802.39	2,655,820.00	16%
1-42300 · Court Collections - General	3,468.00	0.00	10,554.00	0.00	#DIV/0!
1-42500 · Police Reports	6.00		6.00		#DIV/0!
100402 · Municipal Court Fines	8,163.10	6,250.00	8,163.10	75,000.00	11%
100405 · Permits & Licenses Fees	50.00	33.33	125.00	400.00	31%
100406 · Records Preservation Fee	3.00	3.33	39.00	40.00	98%
100407 · Birth Certificates	66.00	64.58	66.00	775.00	9%
100408 · Death Certificates	0.00	4.17	0.00	50.00	0%
100411 · Community Center Rental	50.00	54.17	100.00	650.00	15%
100414 · Federal Fuel Tax Refund	323.47	333.33	323.47	4,000.00	8%
100415 · Office Supplies - Income	6.00	22.92	18.00	275.00	7%
100417 · 42100- Airport Electricity Reir	0.00	141.67	0.00	1,700.00	0%
100418 · Cell Tower Lease	1,250.00	1,250.00	2,500.00	15,000.00	17%
100420 · Franchise Fees	1,272.04	9,166.67	2,295.24	110,000.00	2%
100421 · Birth & Death Certificates	0.00	0.00	247.00	0.00	#DIV/0!

100424 · AD-VALOREM TAX					
100416 · PILOT Funds	0.00	1,500.00	0.00	18,000.00	0%
100424 · AD-VALOREM TAX - Other	152,023.30	39,070.83	163,788.81	468,850.00	35%
Total 100424 · AD-VALOREM TAX	152,023.30	40,570.83	163,788.81	486,850.00	34%
100425 · Interest	399.47	119.17	641.40	1,430.00	45%
100426 · Contingency	0.00	35,160.06	0.00	421,920.70	0%
100437 · Transfer from Utility	0.00	43,007.78	0.00	516,093.38	0%
200405 · Permits- U	0.00	0.00	0.00	0.00	#DIV/0!
200425 · Interest- U	144.77	0.00	249.96	0.00	#DIV/0!
200427 · Grant Revenue- U	21,500.00	0.00	21,500.00	0.00	#DIV/0!
200430 · Sale of Assets- U	0.00	208.33	0.00	2,500.00	0%
200434 · Misc Income- U	615.00	208.33	23,800.76	2,500.00	952%
200472 · Water Tap	0.00	0.00	0.00	0.00	#DIV/0!
200473 · Wastewater Tap	0.00	0.00	0.00	0.00	#DIV/0!
200478 · Sanitation Tax - Income	2,666.81	2,750.00	5,450.05	33,000.00	17%
200479 · Collection Station Fees	0.00	833.33	140.00	10,000.00	1%
Total Income	478,010.88	413,491.99	821,644.32	4,961,904.08	17%
Gross Profit	478,010.88	413,491.99	821,644.32	4,961,904.08	17%
Expense					
110500 · Salary- A	10,240.51	10,807.31	20,331.64	129,687.68	16%
110510 · Overtime- A	0.00	0.00	0.00	0.00	#DIV/0!
110525 · Health Insurance- A	1,201.84	1,197.00	2,483.68	14,364.00	17%
110530 · Workers Comp.- A	1,084.65	104.17	1,084.65	1,250.00	87%
110531 · Life Insurance- A	75.40	37.70	75.40	452.40	17%
110532 · Commissioner Stipend-A	0.00	108.33	0.00	1,300.00	0%
110533 · WC for Volunteers/Commissi	0.00	4.67	0.00	56.00	0%
110540 · Postage- A	0.00	41.67	0.00	500.00	0%
110541 · Office Supplies- A	0.00	208.33	366.18	2,500.00	15%
110542 · Janitorial Supplies- A	0.00	125.00	22.32	1,500.00	1%
110543 · Operating Supplies- A	0.00	62.50	163.58	750.00	22%
110545 · Fuel- A	133.55	125.00	133.55	1,500.00	9%
110550 · Rental/Lease of Equip- A	660.18	333.33	660.18	4,000.00	17%
110551 · Maint. of Building- A	0.00	416.67	141.54	5,000.00	3%
110552 · Maint. of Office Equip.- A	0.00	8.33	0.00	100.00	0%
110553 · Maint. of Auto's- A	0.00	41.67	0.00	500.00	0%
110560 · Grant Expense- A	2,614.94	0.00	2,614.94	0.00	#DIV/0!
110561 · Office Equip.- A	0.00	83.33	0.00	1,000.00	0%
110562 · Bank Account Fees- A	1.50	8.33	3.00	100.00	3%
110563 · Election Services- A	0.00	500.00	0.00	6,000.00	0%
110565 · Professional Services- A	5,013.95	375.00	5,039.93	4,500.00	112%
110566 · Eastland Co. Crisis Center	0.00	208.33	0.00	2,500.00	0%
110568 · Advertising- A	0.00	125.00	0.00	1,500.00	0%
110569 · Incode- A	0.00	125.00	0.00	1,500.00	0%
110570 · Vehicle Lease Trx	5,000.00	5,000.00	10,000.00	60,000.00	17%
110571 · Economic Development	7,023.08	4,687.50	11,626.66	56,250.00	21%
110572 · Street Fund	7,023.07	4,687.50	11,626.64	56,250.00	21%

110573 · Utility Sales Tax Trx	14,000.00	14,000.00	28,000.00	168,000.00	17%
110575 · Legal- A	960.00	1,666.67	3,334.00	20,000.00	17%
110576 · Audit- A	0.00	1,166.67	0.00	14,000.00	0%
110577 · Appraisal District- A	0.00	1,670.79	0.00	20,049.46	0%
110578 · Auto Equipment- A	0.00	0.00	0.00	0.00	#DIV/0!
110579 · Survey Expenses- A	0.00	0.00	0.00	0.00	#DIV/0!
110580 · Dues- A	0.00	16.67	0.00	200.00	0%
110581 · School Tuition- A	45.00	208.33	410.00	2,500.00	16%
110582 · Meals- A	0.00	83.33	0.00	1,000.00	0%
110583 · Travel- A	609.98	208.33	609.98	2,500.00	24%
110584 · Communications- A	75.09	125.00	161.34	1,500.00	11%
110585 · Electricity- A	0.00	166.67	331.80	2,000.00	17%
110586 · Gas- A	121.04	83.33	182.30	1,000.00	18%
110587 · Miscellaneous- A	0.00	41.67	18.00	500.00	4%
110589 · Transfer to Contingency- A	0.00	0.00	0.00	0.00	#DIV/0!
110590 · Loan to Utility	0.00	0.00	0.00	0.00	#DIV/0!
	55,883.78	48,859.13	99,421.31	586,309.54	17%
115591 · Code Red- EM	0.00	375.00	0.00	4,500.00	0%
115593 · Dispatch- EM	0.00	3,000.00	0.00	36,000.00	0%
	0.00	3,375.00	0.00	40,500.00	0%
120300 · Uniforms- P	0.00	250.00	0.00	3,000.00	0%
120301 · Minor Tools	0.00	20.83	0.00	250.00	0%
120302 · Maint. of Radio's- A	0.00	20.83	0.00	250.00	0%
120303 · Medical Expenses- A	0.00	41.67	0.00	500.00	0%
120304 · Maintenance of Other	0.00	20.83	0.00	250.00	0%
120305 · Police Equipment- P	0.00	20.83	0.00	250.00	0%
120306 · Court Costs- P	0.00	2,500.00	0.00	30,000.00	0%
120307 · Inspections/Cert. Fees- P	0.00	41.67	0.00	500.00	0%
120308 · Drug Seizure Exp.- P	0.00	0.00	0.00	0.00	#DIV/0!
120309 · Jail Expense	0.00	41.67	0.00	500.00	0%
120500 · Salary- P	17,840.58	21,724.82	35,371.64	260,697.86	14%
120510 · Overtime- P	3,511.06	625.00	7,955.44	7,500.00	106%
120512 · Contract Labor- P	600.00	416.67	600.00	5,000.00	12%
120525 · Health Insurance- P	2,403.68	2,992.90	4,807.36	35,914.80	13%
120530 · Workers Comp.- P	1,084.65	583.33	1,084.65	7,000.00	15%
120531 · Life Insurance- P	150.80	94.25	150.80	1,131.00	13%
120540 · Postage- P	9.90	58.33	9.90	700.00	1%
120541 · Office Supplies- P	0.00	104.17	0.00	1,250.00	0%
120543 · Operating Supplies- P	0.00	83.33	154.71	1,000.00	15%
120545 · Fuel- P	2,115.10	1,166.67	2,115.10	14,000.00	15%
120550 · Equipment Rental- P	0.00	208.33	0.00	2,500.00	0%
120551 · Maint. of Building- P	0.00	41.67	27.99	500.00	6%
120553 · Maint. of Auto's- P	0.00	583.33	619.11	7,000.00	9%
120560 · Grant Expense- P	0.00	0.00	0.00	0.00	#DIV/0!

120561 · Office Equip.- P	0.00	0.00	0.00	0.00	#DIV/0!
120565 · Professional Services- P	0.00	708.33	0.00	8,500.00	0%
120578 · Auto Equipment- P	0.00	208.33	0.00	2,500.00	0%
120580 · Dues- P	0.00	20.83	0.00	250.00	0%
120581 · School Tuition- P	90.00	250.00	90.00	3,000.00	3%
120583 · Travel- P	0.00	83.33	0.00	1,000.00	0%
120584 · Communications- P	75.09	250.00	161.35	3,000.00	5%
120585 · Electricity- P	0.00	225.00	336.30	2,700.00	12%
120586 · Gas- P	121.43	83.33	182.69	1,000.00	18%
120600 · WC for Reserve Officers- P	0.00	0.45	0.00	5.41	0%
	28,002.29	33,470.73	53,667.04	401,649.07	13%

121300 · Uniforms- ACO	0.00	41.67	0.00	500.00	0%
121301 · Minor Tools- ACO	0.00	20.83	0.00	250.00	0%
121303 · Medical Expenses- ACO	0.00	208.33	0.00	2,500.00	0%
121307 · Inspection/Cert. Fees- ACO	0.00	12.50	0.00	150.00	0%
121310 · Chemical Supplies- ACO	0.00	20.83	0.00	250.00	0%
121311 · Supplies- ACO	0.00	0.00	0.00	0.00	#DIV/0!
121312 · Shop Equipment	0.00	25.00	0.00	300.00	0%
121500 · Salary- ACO	3,145.41	3,429.57	6,454.53	41,154.84	16%
121510 · Overtime- ACO	884.64	833.33	2,310.68	10,000.00	23%
121525 · Health Insurance- ACO	600.92	598.50	1,201.84	7,182.00	17%
121530 · Workers Comp.- ACO	1,084.65	208.33	1,084.65	2,500.00	43%
121531 · Life Insurance- ACO	37.70	18.85	37.70	226.20	17%
121541 · Office Supplies- ACO	0.00	20.83	0.00	250.00	0%
121543 · Operating Supplies- ACO	0.00	58.33	0.00	700.00	0%
121545 · Fuel- ACO	80.11	208.33	80.11	2,500.00	3%
121551 · Maint. of Building- ACO	0.00	208.33	0.00	2,500.00	0%
121553 · Maint. of Auto's- ACO	0.00	100.00	0.00	1,200.00	0%
121578 · Auto Equipment- ACO	0.00	0.00	0.00	0.00	#DIV/0!
121581 · School Tuition- ACO	0.00	50.00	0.00	600.00	0%
121583 · Travel- ACO	0.00	41.67	0.00	500.00	0%
121584 · Communications- ACO	0.00	50.00	11.09	600.00	2%
121585 · Electricity- ACO	0.00	250.00	134.33	3,000.00	4%
	5,833.43	6,405.23	11,314.93	76,863.04	15%

125200 · Court Technology- Ct	0.00	141.67	0.00	1,700.00	0%
125201 · Court Security- Ct	0.00	41.67	105.00	500.00	21%
125500 · Salary- Ct	4,689.49	5,090.49	9,311.24	61,085.83	15%
125525 · Health Insurance- Ct	600.92	598.58	1,201.84	7,182.96	17%
125530 · Workers Comp.- Ct.	1,084.65	25.00	1,084.65	300.00	362%
125531 · Life Insurance- Ct.	37.70	18.85	37.70	226.20	17%
125541 · Office Supplies- Ct	0.00	83.33	0.00	1,000.00	0%
125565 · Professional Services- Ct	0.00	0.00	4,159.40	0.00	#DIV/0!
125574 · Liability Ins. Bonds- Ct	0.00	14.58	0.00	175.00	0%
125580 · Dues- Ct	0.00	8.33	0.00	100.00	0%

125581 · School Tuition- Ct	0.00	83.33	45.00	1,000.00	5%
125583 · Travel- Ct	0.00	83.33	0.00	1,000.00	0%
125585 · Electricity- Ct	0.00	66.67	81.94	800.00	10%
	6,412.76	6,255.83	16,026.77	75,069.99	21%

130100 · Emergency Operating Center	0.00	0.00	0.00	0.00	#DIV/0!
130205 · Drug Supplies- F/E	0.00	583.33	0.00	7,000.00	0%
130280 · WC Volunteer FF- F/E	0.00	291.67	0.00	3,500.00	0%
130300 · Uniforms- F/E	0.00	229.17	30.00	2,750.00	1%
130301 · Minor Tools- F/E	0.00	41.67	0.00	500.00	0%
130302 · Maint. of Radio's- F/E	0.00	20.83	0.00	250.00	0%
130303 · Medical Expenses- F/E	0.00	83.33	0.00	1,000.00	0%
130307 · Inspection/Cert. Fees- F/E	0.00	250.00	180.00	3,000.00	6%
130331 · Maint. of Equipment- F/E	0.00	41.67	0.00	500.00	0%
130345 · Maint. of Other- F/E	0.00	41.67	0.00	500.00	0%
130390 · EMS Equipment- F/E	0.00	1,500.00	0.00	18,000.00	0%
130500 · Salary- F/E	9,588.47	24,241.69	19,549.09	290,900.23	7%
130510 · Overtime - F/E	13,729.07	0.00	26,678.74	0.00	#DIV/0!
130512 · Contract Labor- F/E	0.00	166.67	0.00	2,000.00	0%
130525 · Health Insurance- F/E	2,541.31	2,394.32	4,944.99	28,731.84	17%
130530 · Workers Comp.- F/E	1,084.65	1,104.17	1,084.65	13,250.00	8%
130531 · Life Insurance- F/E	150.80	75.40	150.80	904.80	17%
130540 · Postage- F/E	0.00	8.33	0.00	100.00	0%
130541 · Office Supplies- F/E	0.00	166.67	0.00	2,000.00	0%
130542 · Janitorial Supplies- F/E	0.00	166.67	0.00	2,000.00	0%
130543 · Operating Supplies- F/E	0.00	416.67	0.00	5,000.00	0%
130545 · Fuel- F/E	1,646.26	1,166.67	1,646.26	14,000.00	12%
130550 · Equipment Rental - F/E	0.00	0.00	0.00	0.00	#DIV/0!
130551 · Maint of Building - F/E	0.00	0.00	0.00	0.00	#DIV/0!
130553 · Maint. of Auto's- F/E	21.98	291.67	-28.02	3,500.00	-1%
130565 · Professional Services- F/E	0.00	1,666.67	0.00	20,000.00	0%
130574 · Liability Ins. Bonds- F/E	0.00	5.83	0.00	70.00	0%
130580 · Dues- F/E	0.00	54.17	0.00	650.00	0%
130581 · School Tuition- F/E	271.48	41.67	271.48	500.00	54%
130583 · Travel- F/E	0.00	41.67	0.00	500.00	0%
130584 · Communications- F/E	75.08	208.33	161.33	2,500.00	6%
130585 · Electricity- F/E	0.00	291.67	378.95	3,500.00	11%
130586 · Gas- F/E	315.68	291.67	416.52	3,500.00	12%
	29,424.78	35,883.95	55,464.79	430,606.87	13%

140300 · Uniforms- St	0.00	83.33	0.00	1,000.00	0%
140301 · Minor Tools- St	0.00	20.83	103.82	250.00	42%
140309 · WC for Volunteers- St	0.00	10.83	0.00	130.00	0%
140310 · Chemical- St	0.00	45.83	0.00	550.00	0%
140312 · Shop Equipment- St	0.00	1,250.00	0.00	15,000.00	0%
140316 · Maint. of Shop Equipment- S	0.00	166.67	0.00	2,000.00	0%

140317 · Street Improvements- St	0.00	4,166.67	0.00	50,000.00	0%
140331 · Maint. of Equipment- St	0.00	1,208.33	0.00	14,500.00	0%
140332 · Maint. of Streets	0.00	2,000.00	0.00	24,000.00	0%
140500 · Salary- St	2,175.27	5,712.17	4,503.28	68,546.04	7%
140510 · Overtime- St	0.00	333.33	0.00	4,000.00	0%
140512 · Contract Labor- St	0.00	833.33	0.00	10,000.00	0%
140525 · Health Insurance- St.	0.00	598.58	0.00	7,182.96	0%
140530 · Workers Comp.- St.	1,084.65	458.33	1,084.65	5,500.00	20%
140531 · Life Insurance- St.	50.40	37.70	50.40	452.40	11%
140541 · Office Supplies- St	99.40	0.00	99.40	0.00	#DIV/0!
140543 · Operating Supplies- St	0.00	16.67	0.00	200.00	0%
140545 · Fuel- St	0.00	583.33	92.85	7,000.00	1%
140550 · Equipment Rental- St	0.00	104.17	0.00	1,250.00	0%
140553 · Maint. of Auto's- St	55.99	333.33	239.67	4,000.00	6%
140585 · Electricity- St	0.00	2,500.00	2,464.60	30,000.00	8%
	3,465.71	20,463.43	8,638.67	245,561.40	4%
150300 · Uniforms- L	0.00	0.00	0.00	0.00	#DIV/0!
150331 · Maint. of Machinery- L	0.00	41.67	0.00	500.00	0%
150500 · Salary- L	2,355.35	2,549.37	4,676.49	30,592.41	15%
150525 · Health Insurance- L	2.34	8.33	4.68	100.00	5%
150530 · Workers Comp.- L	1,084.65	12.50	1,084.65	150.00	723%
150531 · Life Insurance- L	37.70	18.85	37.70	226.20	17%
150542 · Janitorial Supplies- L	0.00	41.67	0.00	500.00	0%
150543 · Operating Supplies- L	0.00	108.33	0.00	1,300.00	0%
150551 · Maint. of Building- L	0.00	83.33	9.79	1,000.00	1%
150574 · Liability Ins. Bonds- L	0.00	4.17	0.00	50.00	0%
150581 · School Tuition- L	0.00	100.00	0.00	1,200.00	0%
150583 · Travel- L	0.00	50.00	0.00	600.00	0%
150584 · Communications- L	74.57	62.50	149.72	750.00	20%
150585 · Electricity- L	0.00	54.17	77.03	650.00	12%
150586 · Gas- L	205.58	125.00	311.98	1,500.00	21%
	3,760.19	3,259.89	6,352.04	39,118.61	16%
155300 · Uniforms- Cem	0.00	41.67	0.00	500.00	0%
155301 · Minor Tools- Cem	0.00	83.33	64.63	1,000.00	6%
155331 · Maint. of Machinery- Cem	0.00	125.00	0.00	1,500.00	0%
155500 · Salary- Cem	3,135.75	3,297.20	6,226.16	39,566.41	16%
155510 · Overtime- Cem	0.00	20.83	0.00	250.00	0%
155512 · Contract Labor- Cem	0.00	416.67	0.00	5,000.00	0%
155525 · Health Insurance- Cem	600.92	598.58	1,201.84	7,182.96	17%
155530 · Workers Comp.- Cem.	1,084.64	250.00	1,084.64	3,000.00	36%
155531 · Life Insurance- Cem	37.70	18.85	37.70	226.20	17%
155542 · Janitorial Supplies- Cem	0.00	0.00	0.00	0.00	#DIV/0!
155543 · Operating Supplies- Cem	0.00	83.33	0.00	1,000.00	0%
155545 · Fuel- Cem	275.64	250.00	275.64	3,000.00	9%

155553 · Maint. of Auto's- Cem	0.00	125.00	0.00	1,500.00	0%
	5,134.65	5,310.46	8,890.61	63,725.57	14%
260123 · Transfer to General- S	0.00	15,552.78	0.00	186,633.38	0%
260155 · Republic Services Contract- !	25,885.00	23,333.33	25,885.00	280,000.00	9%
260160 · Sales Tax- S	2,849.67	2,750.00	5,709.60	33,000.00	17%
260300 · Uniforms- S	0.00	41.67	0.00	500.00	0%
260331 · Repair/Maint. Equipment- S	0.00	125.00	0.00	1,500.00	0%
260500 · Sanitation Salary - S	2,422.14	2,629.81	4,809.13	31,557.71	15%
260512 · Contract Labor-S	0.00	41.67	0.00	500.00	0%
260525 · Health Ins. -S	1.40	0.00	2.80	0.00	#DIV/0!
260530 · Wokers Comp.- S	2,169.29	125.00	2,169.29	1,500.00	145%
260531 · Life Insurance- S	20.66	18.85	20.66	226.20	9%
260540 · Postage- S	116.09	187.50	317.70	2,250.00	14%
260543 · Operating Supplies- S	0.00	41.67	0.00	500.00	0%
260545 · Fuel- S	85.25	125.00	85.25	1,500.00	6%
260585 · Electricity- S	0.00	33.33	15.56	400.00	4%
	33,549.50	45,005.61	39,014.99	540,067.29	7%
270108 · Testing Expenses- W	0.00	750.00	0.00	9,000.00	0%
270123 · Transfer to General- W	0.00	13,727.50	0.00	164,730.00	0%
270171 · Maintenance of Shop Equip.-	0.00	41.67	0.00	500.00	0%
270172 · ECWSD	66,687.63	78,833.33	140,446.98	946,000.00	15%
270185 · Lab Sample Fees- W	0.00	250.00	3,158.00	3,000.00	105%
270186 · Water Meters & Parts- W	0.00	416.67	0.00	5,000.00	0%
270187 · Maintenance of Water System	0.00	7,083.33	110.75	85,000.00	0%
270188 · Vehicle- W	0.00	2,083.33	0.00	25,000.00	0%
270190 · Engineering- W	4,408.81	625.00	4,408.81	7,500.00	59%
270300 · Uniforms- W	50.00	312.50	50.00	3,750.00	1%
270301 · Minor Tools- W	0.00	145.83	232.97	1,750.00	13%
270303 · Medical Expenses- W	0.00	20.83	0.00	250.00	0%
270307 · Inspections/Certs. -W	0.00	208.33	0.00	2,500.00	0%
270310 · Chemical Supplies- W	1,497.10	416.67	1,497.10	5,000.00	30%
270315 · Liability Ins. Bonds	0.00	208.33	0.00	2,500.00	0%
270330 · Machinery & Equipment- W	35.95	1,041.67	35.95	12,500.00	0%
270331 · Maintenance of Machinery- W	0.00	1,000.00	0.00	12,000.00	0%
270335 · Street Repair- W	0.00	1,041.67	185.19	12,500.00	1%
270500 · Water Salary - W	16,254.37	19,071.86	35,183.90	228,862.28	15%
270510 · Water Overtime - W	4,732.56	0.00	10,483.99	0.00	#DIV/0!
270512 · W-Contract Labor	1,920.00	1,666.67	1,920.00	20,000.00	10%
270525 · Health Ins. -W	2,260.02	2,992.50	3,927.56	35,910.00	11%
270530 · Wokers Comp.- W	2,169.30	475.00	2,169.30	5,700.00	38%
270531 · Life Insurance-W	103.25	94.25	103.25	1,131.00	9%
270540 · Postage- W	116.08	187.50	317.71	2,250.00	14%
270542 · Janitorial Supplies- W	0.00	41.67	39.95	500.00	8%
270543 · Operating Supplies- W	0.00	166.67	419.33	2,000.00	21%

270545 · Fuel- W	907.62	833.33	1,009.93	10,000.00	10%
270550 · Rental of Equipment- W	2,724.67	250.00	2,724.67	3,000.00	91%
270551 · Maintenance of Buildings- W	0.00	83.33	26.47	1,000.00	3%
270553 · Maintenance of Auto's- W	362.68	1,000.00	362.68	12,000.00	3%
270560 · Grant Expense- W	0.00	6,250.00	0.00	75,000.00	0%
270575 · Legal- W	0.00	41.67	0.00	500.00	0%
270576 · Auditor- W	0.00	1,166.67	0.00	14,000.00	0%
270580 · Dues- W	0.00	541.67	0.00	6,500.00	0%
270581 · School Tuition- W	113.75	166.67	697.50	2,000.00	35%
270583 · Travel Expenses- W	65.20	41.67	65.20	500.00	13%
270584 · Communication- W	376.93	225.00	726.49	2,700.00	27%
270585 · Electricity- W	0.00	625.00	741.33	7,500.00	10%
270589 · Contingency- W	0.00	11,985.09	0.00	143,821.08	0%
	104,785.92	156,112.88	211,045.01	1,873,354.36	11%

272123 · Transfer to General- WW	0.00	13,727.50	0.00	164,730.00	0%
272174 · Wastewater Services- WW	3,750.00	2,916.67	3,774.35	35,000.00	11%
272175 · TCEQ Fines- WW	0.00	0.00	0.00	0.00	#DIV/0!
272176 · Maint. Wastewater System- W	2,100.00	2,916.67	6,307.48	35,000.00	18%
272185 · Lab Sample Fees- WW	0.00	791.67	992.00	9,500.00	10%
272190 · Engineering- WW	0.00	166.67	0.00	2,000.00	0%
272300 · Uniforms- WW	0.00	125.00	0.00	1,500.00	0%
272301 · Minor Tools- WW	0.00	41.67	90.18	500.00	18%
272303 · Medical Expenses- WW	0.00	41.67	0.00	500.00	0%
272307 · Inspections/Certs.- WW	0.00	208.33	0.00	2,500.00	0%
272310 · Chemical Supplies- WW	9,750.00	2,500.00	9,750.00	30,000.00	33%
272330 · Machinery & Equipment- WW	0.00	2,083.33	0.00	25,000.00	0%
272331 · Maintenance of Machinery- W	0.00	1,041.67	0.00	12,500.00	0%
272335 · Street Repair- WW	0.00	0.00	0.00	0.00	#DIV/0!
272500 · Wastewater Salary - WW	5,654.34	6,938.73	9,836.47	83,264.71	12%
272510 · Overtime - WW	297.40	0.00	523.42	0.00	#DIV/0!
272512 · WW-Contract Labor	0.00	333.33	0.00	4,000.00	0%
272525 · Health Ins. -WW	1,201.84	1,000.00	2,127.70	12,000.00	18%
272530 · Wokers Comp.- WW	2,169.30	475.00	2,169.30	5,700.00	38%
272531 · Life Insurance- WW	41.30	37.70	41.30	452.40	9%
272540 · Postage- WW	116.08	166.67	317.69	2,000.00	16%
272542 · Janitorial Supplies- WW	0.00	41.67	0.00	500.00	0%
272543 · Operating Supplies- WW	0.00	83.33	92.85	1,000.00	9%
272545 · Fuel- WW	543.94	666.67	543.94	8,000.00	7%
272550 · Rental of Equipment- WW	0.00	62.50	0.00	750.00	0%
272551 · Maintenance of Buildings- W	0.00	104.17	0.00	1,250.00	0%
272553 · Maintenance of Auto's- WW	45.24	333.33	45.24	4,000.00	1%
272560 · Grant Expense- WW	0.00	0.00	0.00	0.00	#DIV/0!
272580 · Dues- WW	0.00	333.33	0.00	4,000.00	0%
272581 · School Tuition- WW	0.00	166.67	0.00	2,000.00	0%
272583 · Travel Expenses- WW	0.00	83.33	461.05	1,000.00	46%

272584 · Communication- WW	376.93	250.00	726.50	3,000.00	24%
272585 · Electricity- WW	0.00	1,833.33	2,232.65	22,000.00	10%
	26,046.37	39,470.61	40,032.12	473,647.11	8%
280150 · Contract Services- UB	0.00	291.67	0.00	3,500.00	0%
280500 · Salaries- UB	5,064.47	5,701.08	7,648.79	64,953.10	12%
280510 · Overtime - UB	11.98	0.00	42.13	3,459.81	1%
280525 · Health Ins. -UB	1,201.84	1,197.16	2,403.68	14,365.92	17%
280530 · Wokers Comp.- U	2,169.30	58.33	2,169.30	700.00	310%
280531 · Life Insurance- UB	82.60	37.70	82.60	452.40	18%
280540 · Postage- UB	0.00	250.00	275.00	3,000.00	9%
280541 · Office Supplies- UB	0.00	416.67	0.00	5,000.00	0%
280542 · Janitorial Supplies- UB	0.00	125.00	0.00	1,500.00	0%
280543 · Operating Supplies- UB	64.95	41.67	64.95	500.00	13%
280550 · Rental of Equipment- UB	0.00	625.00	0.00	7,500.00	0%
280552 · Maint. Office Equipment- UB	0.00	41.67	0.00	500.00	0%
280561 · Office Equipment- UB	0.00	83.33	25.98	1,000.00	3%
280562 · Bank Account Fees- UB	201.50	83.33	403.00	1,000.00	40%
280565 · Professional Services- UB	0.00	666.67	0.00	8,000.00	0%
	8,796.64	9,619.28	13,115.43	115,431.23	11%
Total Expense	311,096.02	413,492.03 #	562,983.71	4,961,904.08	11%
Net Ordinary Income	166,914.86	-0.04	258,660.61	0.00	

City of Ranger
Expenses by Vendor Summary
November 2022

	<u>Nov 22</u>
AT&T Mobility	454.02
Atmos Energy	763.73
Benchmark Business Solutions	660.18
Eastland County Water Supply District	66,687.63
FFB Cardmember Services	5,973.03
First Financial Bank	200.00
Franklin	2,199.00
GrantWorks	10,500.00
H&R Feed & Fertilizer	185.00
Heavenly Landscapes & Irrigation	1,920.00
Hydro Plus, LLC	11,062.10
IMC Waste Disposal, Inc.	3,750.00
Jacob & Martin, LTD	15,408.81
Jive Communications Inc.	599.67
Langford Community Management Services	7,200.00
Larry Watson Jr	600.00
MC Appraisal	2,750.00
O'Reilly Auto Parts	31.22
Ranger City Bond Construction Fund	10,000.00
Ranger Economic Development Corp	7,023.08
Ranger Municipal Court	7,344.10
Ranger PD Lease Account	5,000.00
Ranger Street Maintenance Fund	7,023.07
Republic Services	24,878.05
Southwest Ambulance Sales, LLC	309,091.31
Standard Insurance Company	826.01
Texas Comptroller of Public Accounts	2,849.67
The Knight Law Firm, LLP	960.00
The Payment Group	296.49
TML Health Benefits Pool	12,620.03
TML Intergovernmental Risk Pool	17,354.38
TWDB Debt Service Fund	4,000.00
U.S. Rentals	2,724.67
United States Postal Service	348.25
US Bank Voyager Fleet Systems	5,464.00
W.E. Greenwood Auto Parts	206.89
TOTAL	<u>548,954.39</u>

Profit & Loss Budget Performance

December 2022

Ordinary Income/Expense	Dec 22	Budget	Oct - Dec 22	Annual Budget	
Income					
CEMETERY					
100409 · Cemetery Lots Sale	0.00	225.00	2,110.00	2,700.00	78%
100410 · Cemetery Lot Location	0.00	16.67	185.00	200.00	93%
Total CEMETERY	0.00	241.67	2,295.00	2,900.00	79%
EMS Income					
100412 · EMS County Subsidy	0.00	1,750.00	5,250.00	21,000.00	25%
100413 · EMS Fees	11,715.69	10,416.67	63,319.24	125,000.00	51%
Total EMS Income	11,715.69	12,166.67	68,569.24	146,000.00	47%
SALES TAX REVENUE					
Mixed Beverage	122.10		794.52		0%
100422 · Sales Tax	32,248.11	39,583.33	125,261.28	475,000.00	26%
Total SALES TAX REVENUE	32,370.21	39,583.33	126,055.80	475,000.00	27%
Treasury	2,387.00		2,387.00		
UTILITY REVENUE					
Utility Tap Fee	0.00	291.67	0.00	3,500.00	0%
200470 · Sewer Revenue					
1-46005 · Bulk Sewer Sales	198.00	0.00	198.00	0.00	#DIV/0!
200470 · Sewer Revenue - Othe	45,225.11	48,333.33	138,064.59	580,000.00	24%
Total 200470 · Sewer Revenue	45,423.11	48,333.33	138,262.59	580,000.00	24%
200471 · Water Revenue					
1-46010 · Bulk Water Sales	50.00	0.00	640.00	0.00	#DIV/0!
1-46011 · Contract Water Sales	25,750.43	0.00	80,192.95	0.00	#DIV/0!
200471 · Water Revenue - Othe	80,245.16	120,833.33	266,389.70	1,450,000.00	18%
Total 200471 · Water Revenue	106,045.59	120,833.33	347,222.65	1,450,000.00	24%
200474 · Service Charges	250.00	583.33	1,309.83	7,000.00	19%
200475 · Turn on/off Charges	1,018.50	833.33	2,805.40	10,000.00	28%
200477 · Sanitation Revenue	44,099.13	46,110.00	129,394.97	553,320.00	23%
200480 · Penalties	3,433.91	3,083.33	9,345.11	37,000.00	25%
200485 · Unapplied Payments	1,039.61	1,250.00	1,771.69	15,000.00	12%
Total UTILITY REVENUE	201,309.85	221,318.32	630,112.24	2,655,820.00	24%
1-42300 · Court Collections - Genera	4,420.00	0.00	14,974.00	0.00	#DIV/0!
1-42500 · Police Reports	0.00		6.00		#DIV/0!
100402 · Municipal Court Fines	0.00	6,250.00	8,163.10	75,000.00	11%
100405 · Permits & Licenses Fees	202.50	33.33	327.50	400.00	82%
100406 · Records Preservation Fee	2.00	3.33	41.00	40.00	103%
100407 · Birth Certificates	44.00	64.58	110.00	775.00	14%
100408 · Death Certificates	0.00	4.17	0.00	50.00	0%
100411 · Community Center Rental	100.00	54.17	200.00	650.00	31%
100414 · Federal Fuel Tax Refund	892.66	333.33	1,216.13	4,000.00	30%
100415 · Office Supplies - Income	0.00	22.92	18.00	275.00	7%
100417 · 42100- Airport Electricity Rt	0.00	141.67	0.00	1,700.00	0%

100418 · Cell Tower Lease	1,250.00	1,250.00	3,750.00	15,000.00	25%
100420 · Franchise Fees	2,013.90	9,166.67	4,309.14	110,000.00	4%
100421 · Birth & Death Certificates	0.00	0.00	247.00	0.00	#DIV/0!
100424 · AD-VALOREM TAX					
100416 · PILOT Funds	0.00	1,500.00	0.00	18,000.00	0%
100424 · AD-VALOREM TAX - Oth	66,100.79	39,070.83	229,889.60	468,850.00	49%
Total 100424 · AD-VALOREM TAX	66,100.79	40,570.83	229,889.60	486,850.00	47%
100425 · Interest	442.79	119.17	1,084.19	1,430.00	76%
100426 · Contingency	0.00	35,160.06	0.00	421,920.70	0%
100437 · Transfer from Utility	0.00	43,007.78	0.00	516,093.38	0%
200405 · Permits- U	30.00	0.00	30.00	0.00	#DIV/0!
200425 · Interest- U	165.67	0.00	415.63	0.00	#DIV/0!
200427 · Grant Revenue- U	23,500.00	0.00	45,000.00	0.00	#DIV/0!
200430 · Sale of Assets- U	0.00	208.33	0.00	2,500.00	0%
200434 · Misc Income- U	0.00	208.33	23,800.76	2,500.00	952%
200472 · Water Tap	0.00	0.00	0.00	0.00	#DIV/0!
200473 · Wastewater Tap	0.00	0.00	0.00	0.00	#DIV/0!
200478 · Sanitation Tax - Income	2,868.92	2,750.00	8,318.97	33,000.00	25%
200479 · Collection Station Fees	0.00	833.33	140.00	10,000.00	1%
Total Income	349,815.98	413,491.99	1,171,460.30	4,961,904.08	24%
Gross Profit	349,815.98	413,491.99	1,171,460.30	4,961,904.08	24%
Expense					
110500 · Salary- A	17,218.09	10,807.31	37,549.73	129,687.68	29%
110510 · Overtime- A	2,437.27	0.00	2,437.27	0.00	#DIV/0!
110525 · Health Insurance- A	0.00	1,197.00	2,483.68	14,364.00	17%
110530 · Workers Comp.- A	0.00	104.17	1,084.65	1,250.00	87%
110531 · Life Insurance- A	41.30	37.70	116.70	452.40	26%
110532 · Commissioner Stipend-A	0.00	108.33	0.00	1,300.00	0%
110533 · WC for Volunteers/Commis	0.00	4.67	0.00	56.00	0%
110540 · Postage- A	0.00	41.67	0.00	500.00	0%
110541 · Office Supplies- A	37.45	208.33	403.63	2,500.00	16%
110542 · Janitorial Supplies- A	53.13	125.00	75.45	1,500.00	5%
110543 · Operating Supplies- A	60.00	62.50	223.58	750.00	30%
110545 · Fuel- A	186.19	125.00	319.74	1,500.00	21%
110550 · Rental/Lease of Equip- A	411.65	333.33	1,071.83	4,000.00	27%
110551 · Maint. of Building- A	325.00	416.67	466.54	5,000.00	9%
110552 · Maint. of Office Equip.- A	0.00	8.33	0.00	100.00	0%
110553 · Maint. of Auto's- A	0.00	41.67	0.00	500.00	0%
110560 · Grant Expense- A	0.00	0.00	2,614.94	0.00	#DIV/0!
110561 · Office Equip.- A	116.23	83.33	116.23	1,000.00	12%
110562 · Bank Account Fees- A	0.00	8.33	3.00	100.00	3%
110563 · Election Services- A	0.00	500.00	0.00	6,000.00	0%
110565 · Professional Services- A	64.95	375.00	5,104.88	4,500.00	113%
110566 · Eastland Co. Crisis Center	0.00	208.33	0.00	2,500.00	0%
110568 · Advertising- A	1,079.00	125.00	1,079.00	1,500.00	72%
110569 · Incode- A	0.00	125.00	0.00	1,500.00	0%

110570 · Vehicle Lease Trx	5,000.00	5,000.00	15,000.00	60,000.00	25%
110571 · Economic Development	3,999.62	4,687.50	15,626.28	56,250.00	28%
110572 · Street Fund	3,999.63	4,687.50	15,626.27	56,250.00	28%
110573 · Utility Sales Tax Trx	14,000.00	14,000.00	42,000.00	168,000.00	25%
110575 · Legal- A	0.00	1,666.67	3,334.00	20,000.00	17%
110576 · Audit- A	0.00	1,166.67	0.00	14,000.00	0%
110577 · Appraisal District- A	5,222.17	1,670.79	5,222.17	20,049.46	26%
110578 · Auto Equipment- A	0.00	0.00	0.00	0.00	#DIV/0!
110579 · Survery Expenses- A	0.00	0.00	0.00	0.00	#DIV/0!
110580 · Dues- A	0.00	16.67	0.00	200.00	0%
110581 · School Tuition- A	234.05	208.33	644.05	2,500.00	26%
110582 · Meals- A	92.50	83.33	92.50	1,000.00	9%
110583 · Travel- A	493.53	208.33	1,103.51	2,500.00	44%
110584 · Communications- A	149.91	125.00	311.25	1,500.00	21%
110585 · Electricity- A	277.68	166.67	609.48	2,000.00	30%
110586 · Gas- A	0.00	83.33	182.30	1,000.00	18%
110587 · Miscellaneous- A	0.00	41.67	18.00	500.00	4%
110589 · Transfer to Contingency- A	0.00	0.00	0.00	0.00	#DIV/0!
110590 · Loan to Utility - A	0.00	0.00	0.00	0.00	#DIV/0!
	55,499.35	48,859.13	154,920.66	586,309.54	26%
115591 · Code Red- EM	0.00	375.00	0.00	4,500.00	0%
115593 · Dispatch- EM	42,036.65	3,000.00	42,036.65	36,000.00	117%
	42,036.65	3,375.00	42,036.65	40,500.00	26%
120300 · Uniforms- P	17.60	250.00	17.60	3,000.00	1%
120301 · Minor Tools	0.00	20.83	0.00	250.00	0%
120302 · Maint. of Radio's- P	0.00	20.83	0.00	250.00	0%
120303 · Medical Expenses- P	0.00	41.67	0.00	500.00	0%
120304 · Maintenance of Other	0.00	20.83	0.00	250.00	0%
120305 · Police Equipment- P	1,750.00	20.83	1,750.00	250.00	700%
120306 · Court Costs- P	393.50	2,500.00	393.50	30,000.00	1%
120307 · Inspections/Cert. Fees- P	0.00	41.67	0.00	500.00	0%
120308 · Drug Seizure Exp.- P	0.00	0.00	0.00	0.00	#DIV/0!
120309 · Jail Expense	0.00	41.67	0.00	500.00	0%
120500 · Salary- P	36,192.67	21,724.82	71,564.31	260,697.86	27%
120510 · Overtime- P	5,445.66	625.00	13,401.10	7,500.00	179%
120512 · Contract Labor- P	0.00	416.67	600.00	5,000.00	12%
120525 · Health Insurance- P	0.00	2,992.90	4,807.36	35,914.80	13%
120530 · Workers Comp.- P	0.00	583.33	1,084.65	7,000.00	15%
120531 · Life Insurance- P	72.28	94.25	223.08	1,131.00	20%
120540 · Postage- P	0.00	58.33	9.90	700.00	1%
120541 · Office Supplies- P	14.62	104.17	14.62	1,250.00	1%
120543 · Operating Supplies- P	0.00	83.33	154.71	1,000.00	15%
120545 · Fuel- P	3,720.48	1,166.67	5,835.58	14,000.00	42%
120550 · Equipment Rental- P	0.00	208.33	0.00	2,500.00	0%

120551 · Maint. of Building- P	0.00	41.67	27.99	500.00	6%
120553 · Maint. of Auto's- P	-13,820.63	583.33	-13,201.52	7,000.00	-189%
120560 · Grant Expense- P	0.00	0.00	0.00	0.00	#DIV/0!
120561 · Office Equip.- P	0.00	0.00	0.00	0.00	#DIV/0!
120565 · Professional Services- P	5,464.94	708.33	5,464.94	8,500.00	64%
120578 · Auto Equipment- P	0.00	208.33	0.00	2,500.00	0%
120580 · Dues- P	0.00	20.83	0.00	250.00	0%
120581 · School Tuition- P	25.00	250.00	115.00	3,000.00	4%
120583 · Travel- P	0.00	83.33	0.00	1,000.00	0%
120584 · Communications- P	149.92	250.00	311.27	3,000.00	10%
120585 · Electricity- P	297.62	225.00	633.92	2,700.00	23%
120586 · Gas- P	0.00	83.33	182.69	1,000.00	18%
120600 · WC for Reserve Officers- P	0.00	0.45	0.00	5.41	0%
	39,723.66	33,470.73	93,390.70	401,649.07	10%

121300 · Uniforms- ACO	0.00	41.67	0.00	500.00	0%
121301 · Minor Tools- ACO	0.00	20.83	0.00	250.00	0%
121303 · Medical Expenses- ACO	0.00	208.33	0.00	2,500.00	0%
121307 · Inspection/Cert. Fees- ACO	0.00	12.50	0.00	150.00	0%
121310 · Chemical Supplies- ACO	0.00	20.83	0.00	250.00	0%
121311 · Supplies- ACO	0.00	0.00	0.00	0.00	#DIV/0!
121312 · Shop Equipment	0.00	25.00	0.00	300.00	0%
121500 · Salary- ACO	6,528.64	3,429.57	12,983.17	41,154.84	32%
121510 · Overtime- ACO	509.58	833.33	2,820.26	10,000.00	28%
121525 · Health Insurance- ACO	0.00	598.50	1,201.84	7,182.00	17%
121530 · Workers Comp.- ACO	0.00	208.33	1,084.65	2,500.00	43%
121531 · Life Insurance- ACO	20.65	18.85	58.35	226.20	26%
121541 · Office Supplies- ACO	0.00	20.83	0.00	250.00	0%
121543 · Operating Supplies- ACO	0.00	58.33	0.00	700.00	0%
121545 · Fuel- ACO	0.00	208.33	80.11	2,500.00	3%
121551 · Maint. of Building- ACO	0.00	208.33	0.00	2,500.00	0%
121553 · Maint. of Auto's- ACO	0.00	100.00	0.00	1,200.00	0%
121578 · Auto Equipment- ACO	0.00	0.00	0.00	0.00	#DIV/0!
121581 · School Tuition- ACO	0.00	50.00	0.00	600.00	0%
121583 · Travel- ACO	0.00	41.67	0.00	500.00	0%
121584 · Communications- ACO	0.00	50.00	11.09	600.00	2%
121585 · Electricity- ACO	249.67	250.00	384.00	3,000.00	13%
	7,308.54	6,405.23	18,623.47	76,863.04	24%

125200 · Court Technology- Ct	0.00	141.67	0.00	1,700.00	0%
125201 · Court Security- Ct	153.00	41.67	258.00	500.00	52%
125500 · Salary- Ct	9,714.05	5,090.49	19,025.29	61,085.83	31%
125525 · Health Insurance- Ct	0.00	598.58	1,201.84	7,182.96	17%
125530 · Workers Comp.- Ct.	0.00	25.00	1,084.65	300.00	362%
125531 · Life Insurance- Ct.	20.65	18.85	58.35	226.20	26%
125541 · Office Supplies- Ct	140.11	83.33	140.11	1,000.00	14%

125565 · Professional Services- Ct	984.65	0.00	5,144.05	0.00	#DIV/0!
125574 · Liability Ins. Bonds- Ct	0.00	14.58	0.00	175.00	0%
125580 · Dues- Ct	0.00	8.33	0.00	100.00	0%
125581 · School Tuition- Ct	195.00	83.33	240.00	1,000.00	24%
125583 · Travel- Ct	0.00	83.33	0.00	1,000.00	0%
125585 · Electricity- Ct	73.80	66.67	155.74	800.00	19%
	11,281.26	6,255.83	27,308.03	75,069.99	36%

130100 · Emergency Operating Cent	0.00	0.00	0.00	0.00	#DIV/0!
130205 · Drug Supplies- F/E	3,247.57	583.33	3,247.57	7,000.00	46%
130280 · WC Volunteer FF- F/E	0.00	291.67	0.00	3,500.00	0%
130300 · Uniforms- F/E	0.00	229.17	30.00	2,750.00	1%
130301 · Minor Tools- F/E	0.00	41.67	0.00	500.00	0%
130302 · Maint. of Radio's- F/E	0.00	20.83	0.00	250.00	0%
130303 · Medical Expenses- F/E	0.00	83.33	0.00	1,000.00	0%
130307 · Inspection/Cert. Fees- F/E	0.00	250.00	180.00	3,000.00	6%
130331 · Maint. of Equipment- F/E	2,250.00	41.67	2,250.00	500.00	450%
130345 · Maint. of Other- F/E	0.00	41.67	0.00	500.00	0%
130390 · EMS Equipment- F/E	0.00	1,500.00	0.00	18,000.00	0%
130500 · Salary- F/E	23,732.56	24,241.69	43,281.65	290,900.23	15%
130510 · Overtime - F/E	20,206.86		46,885.60	0.00	#DIV/0!
130512 · Contract Labor- F/E	0.00	166.67	0.00	2,000.00	0%
130525 · Health Insurance- F/E	0.00	2,394.32	4,944.99	28,731.84	17%
130530 · Workers Comp.- F/E	0.00	1,104.17	1,084.65	13,250.00	8%
130531 · Life Insurance- F/E	72.27	75.40	223.07	904.80	25%
130540 · Postage- F/E	0.00	8.33	0.00	100.00	0%
130541 · Office Supplies- F/E	0.00	166.67	0.00	2,000.00	0%
130542 · Janitorial Supplies- F/E	277.50	166.67	277.50	2,000.00	14%
130543 · Operating Supplies- F/E	0.00	416.67	0.00	5,000.00	0%
130545 · Fuel- F/E	2,782.34	1,166.67	4,428.60	14,000.00	32%
130550 · Equipment Rental - F/E	0.00	0.00	0.00	0.00	#DIV/0!
130551 · Maint of Building - F/E	0.00	0.00	0.00	0.00	#DIV/0!
130553 · Maint. of Auto's- F/E	2,005.98	291.67	1,977.96	3,500.00	57%
130565 · Professional Services- F/E	1,633.00	1,666.67	1,633.00	20,000.00	8%
130574 · Liability Ins. Bonds- F/E	0.00	5.83	0.00	70.00	0%
130580 · Dues- F/E	0.00	54.17	0.00	650.00	0%
130581 · School Tuition- F/E	0.00	41.67	271.48	500.00	54%
130583 · Travel- F/E	0.00	41.67	0.00	500.00	0%
130584 · Communications- F/E	149.92	208.33	311.25	2,500.00	12%
130585 · Electricity- F/E	334.23	291.67	713.18	3,500.00	20%
130586 · Gas- F/E	0.00	291.67	416.52	3,500.00	12%
	56,692.23	35,883.95	112,157.02	430,606.87	26%

140300 · Uniforms- St	0.00	83.33	0.00	1,000.00	0%
140301 · Minor Tools- St	0.00	20.83	103.82	250.00	42%
140309 · WC for Volunteers- St	0.00	10.83	0.00	130.00	0%

140310 · Chemical- St	0.00	45.83	0.00	550.00	0%
140312 · Shop Equipment- St	0.00	1,250.00	0.00	15,000.00	0%
140316 · Maint. of Shop Equipment-	0.00	166.67	0.00	2,000.00	0%
140317 · Street Improvements- St	0.00	4,166.67	0.00	50,000.00	0%
140331 · Maint. of Equipment- St	40.00	1,208.33	40.00	14,500.00	0%
140332 · Maint. of Streets	0.00	2,000.00	0.00	24,000.00	0%
140500 · Salary- St	4,822.75	5,712.17	9,326.03	67,863.40	14%
140510 · Overtime- St	0.00	333.33	0.00	4,682.63	0%
140512 · Contract Labor- St	0.00	833.33	0.00	10,000.00	0%
140525 · Health Insurance- St.	0.00	598.58	0.00	7,182.96	0%
140530 · Workers Comp.- St.	0.00	458.33	1,084.65	5,500.00	20%
140531 · Life Insurance- St.	20.65	37.70	71.05	452.40	16%
140541 · Office Supplies- St	0.00	0.00	99.40	0.00	#DIV/0!
140543 · Operating Supplies- St	39.06	16.67	39.06	200.00	20%
140545 · Fuel- St	0.00	583.33	92.85	7,000.00	1%
140550 · Equipment Rental- St	0.00	104.17	0.00	1,250.00	0%
140553 · Maint. of Auto's- St	132.00	333.33	371.67	4,000.00	9%
140578 - Auto Equipment - St	0.00	0.00	0.00	0.00	#DIV/0!
140580 - Dues - St.	0.00	0.00	0.00	0.00	#DIV/0!
140585 · Electricity- St	2,447.06	2,500.00	4,911.66	30,000.00	16%
	<hr/>	<hr/>	<hr/>	<hr/>	<hr/>
	7,501.52	20,463.43	16,140.19	245,561.39	7%

150300 · Uniforms- L	0.00	0.00	0.00	0.00	#DIV/0!
150331 · Maint. of Machinery- L	0.00	41.67	0.00	500.00	0%
150500 · Salary- L	5,101.26	2,549.37	9,777.75	30,592.41	32%
150525 · Health Insurance- L	0.00	8.33	4.68	100.00	5%
150530 · Workers Comp.- L	0.00	12.50	1,084.65	150.00	723%
150531 · Life Insurance- L	20.65	18.85	58.35	226.20	26%
150542 · Janitorial Supplies- L	100.98	41.67	100.98	500.00	20%
150543 · Operating Supplies- L	0.00	108.33	0.00	1,300.00	0%
150551 · Maint. of Building- L	0.00	83.33	9.79	1,000.00	1%
150574 · Liability Ins. Bonds- L	0.00	4.17	0.00	50.00	0%
150581 · School Tuition- L	0.00	100.00	0.00	1,200.00	0%
150583 · Travel- L	0.00	50.00	0.00	600.00	0%
150584 · Communications- L	149.92	62.50	299.64	750.00	40%
150585 · Electricity- L	56.74	54.17	133.77	650.00	21%
150586 · Gas- L	0.00	125.00	311.98	1,500.00	21%
	<hr/>	<hr/>	<hr/>	<hr/>	<hr/>
	5,429.55	3,259.89	11,781.59	39,118.61	30%

155300 · Uniforms- Cem	0.00	41.67	0.00	500.00	0%
155301 · Minor Tools- Cem	0.00	83.33	64.63	1,000.00	6%
155331 · Maint. of Machinery- Cem	0.00	125.00	0.00	1,500.00	0%
155500 · Salary- Cem	6,315.98	3,297.20	12,542.14	39,566.41	32%
155510 · Overtime- Cem	0.00	20.83	0.00	250.00	0%
155512 · Contract Labor- Cem	0.00	416.67	0.00	5,000.00	0%
155525 · Health Insurance- Cem	0.00	598.58	1,201.84	7,182.96	17%

155530 · Workers Comp.- Cem.	0.00	250.00	1,084.64	3,000.00	36%
155531 · Life Insurance- Cem	20.65	18.85	58.35	226.20	26%
155542 · Janitorial Supplies- Cem	0.00	0.00	0.00	0.00	#DIV/0!
155543 · Operating Supplies- Cem	0.00	83.33	0.00	1,000.00	0%
155545 · Fuel- Cem	409.79	250.00	685.43	3,000.00	23%
155553 · Maint. of Auto's- Cem	596.05	125.00	596.05	1,500.00	40%
	7,342.47	5,310.46	16,233.08	63,725.57	25%
260123 · Transfer to General- S	0.00	15,552.78	0.00	186,633.38	0%
260155 · Republic Services Contract	45,000.04	23,333.33	70,885.04	280,000.00	25%
260160 · Sales Tax- S	2,871.42	2,750.00	8,581.02	33,000.00	26%
260300 · Uniforms- S	0.00	41.67	0.00	500.00	0%
260331 · Repair/Maint. Equipment- S	0.00	125.00	0.00	1,500.00	0%
260500 · Sanitation Salary - S	5,231.78	2,629.81	10,040.91	31,557.71	32%
260510 - Overtime - S	44.21	0.00	44.21	0.00	#DIV/0!
260512 · Contract Labor-S	0.00	41.67	0.00	500.00	0%
260525 · Health Ins. -S	0.00	0.00	2.80	0.00	#DIV/0!
260530 · Wokers Comp.- S	0.00	125.00	2,169.29	1,500.00	145%
260531 · Life Insurance- S	10.33	18.85	30.99	226.20	14%
260540 · Postage- S	174.40	187.50	492.10	2,250.00	22%
260543 · Operating Supplies- S	0.00	41.67	0.00	500.00	0%
260545 · Fuel- S	167.03	125.00	252.28	1,500.00	17%
260585 · Electricity- S	14.76	33.33	30.32	400.00	8%
	53,513.97	45,005.61	92,528.96	540,067.29	17%
270108 · Testing Expenses- W	0.00	750.00	0.00	9,000.00	0%
270123 · Transfer to General- W	0.00	13,727.50	0.00	164,730.00	0%
270171 · Maintenance of Shop Equip	0.00	41.67	0.00	500.00	0%
270172 · ECWSD	58,950.03	78,833.33	199,397.01	946,000.00	21%
270185 · Lab Sample Fees- W	0.00	250.00	3,158.00	3,000.00	105%
270186 · Water Meters & Parts- W	0.00	416.67	0.00	5,000.00	0%
270187 · Maintenance of Water Syst	1,192.19	7,083.33	1,302.94	85,000.00	2%
270188 · Vehicle- W	9.50	2,083.33	9.50	25,000.00	0%
270190 · Engineering- W	0.00	625.00	4,408.81	7,500.00	59%
270300 · Uniforms- W	0.00	312.50	50.00	3,750.00	1%
270301 · Minor Tools- W	0.00	145.83	232.97	1,750.00	13%
270303 · Medical Expenses- W	0.00	20.83	0.00	250.00	0%
270307 · Inspections/Certs. -W	0.00	208.33	0.00	2,500.00	0%
270310 · Chemical Supplies- W	0.00	416.67	1,497.10	5,000.00	30%
270315 · Liability Ins. Bonds	0.00	208.33	0.00	2,500.00	0%
270330 · Machinery & Equipment- W	0.00	1,041.67	35.95	12,500.00	0%
270331 · Maintenance of Machinery-	588.83	1,000.00	588.83	12,000.00	5%
270335 · Street Repair- W	0.00	1,041.67	185.19	12,500.00	1%
270500 · Water Salary - W	45,016.56	19,071.86	80,200.46	205,478.18	39%
270510 - Water Overtime - W	6,770.75		17,254.74	23,384.10	74%
270512 · Contract Labor - W	0.00	1,666.67	1,920.00	20,000.00	10%

270525 · Health Ins. -W	0.00	2,992.50	3,927.56	35,910.00	11%
270530 · Wokers Comp.- W	0.00	475.00	2,169.30	5,700.00	38%
270531 · Life Insurance-W	82.60	94.25	185.85	1,131.00	16%
270540 · Postage- W	174.40	187.50	492.11	2,250.00	22%
270542 · Janitorial Supplies- W	0.00	41.67	39.95	500.00	8%
270543 · Operating Supplies- W	341.70	166.67	761.03	2,000.00	38%
270545 · Fuel- W	1,831.11	833.33	2,841.04	10,000.00	28%
270550 · Rental of Equipment- W	0.00	250.00	2,724.67	3,000.00	91%
270551 · Maintenance of Buildings- ¹	0.00	83.33	26.47	1,000.00	3%
270553 · Maintenance of Auto's- W	3,925.66	1,000.00	4,288.34	12,000.00	36%
270560 · Grant Expense- W	0.00	6,250.00	0.00	75,000.00	0%
270575 · Legal- W	0.00	41.67	0.00	500.00	0%
270576 · Auditor- W	0.00	1,166.67	0.00	14,000.00	0%
270578 - Auto Equipment - W	0.00	0.00	0.00	0.00	#DIV/0!
270580 · Dues- W	64.95	541.67	64.95	6,500.00	1%
270581 · School Tuition- W	0.00	166.67	697.50	2,000.00	35%
270583 · Travel Expenses- W	20.00	41.67	85.20	500.00	17%
270584 · Communication- W	299.84	225.00	1,026.33	2,700.00	38%
270585 · Electricy- W	713.01	625.00	1,454.34	7,500.00	19%
270589 · Contingency- W	0.00	11,985.09	0.00	143,821.08	0%
	119,981.13	156,112.88	331,026.14	1,873,354.36	18%

272123 · Transfer to General- WW	0.00	13,727.50	0.00	164,730.00	0%
272174 · Wastewater Services- WW	1,215.00	2,916.67	4,989.35	35,000.00	14%
272175 · TCEQ Fines- WW	0.00	0.00	0.00	0.00	#DIV/0!
272176 · Maint. Wastewater System-	0.00	2,916.67	6,307.48	35,000.00	18%
272185 · Lab Sample Fees- WW	0.00	791.67	992.00	9,500.00	10%
272190 · Engineering- WW	0.00	166.67	0.00	2,000.00	0%
272300 · Uniforms- WW	0.00	125.00	0.00	1,500.00	0%
272301 · Minor Tools- WW	0.00	41.67	90.18	500.00	18%
272303 · Medical Expenses- WW	0.00	41.67	0.00	500.00	0%
272307 · Inspections/Certs.- WW	0.00	208.33	0.00	2,500.00	0%
272310 · Chemical Supplies- WW	0.00	2,500.00	9,750.00	30,000.00	33%
272330 · Machinery & Equipment- W	0.00	2,083.33	0.00	25,000.00	0%
272331 · Maintenance of Machinery-	18.00	1,041.67	18.00	12,500.00	0%
272335 · Street Repair- WW	0.00	0.00	0.00	0.00	#DIV/0!
272500 · Wastewater Salary - WW	10,358.30	6,938.73	20,194.77	74,421.58	27%
272510 · Overtime - WW	1,100.79		1,624.21	8,843.13	18%
272512 · WW-Contract Labor	0.00	333.33	0.00	4,000.00	0%
272525 · Health Ins. -WW	0.00	1,000.00	2,127.70	12,000.00	18%
272530 · Wokers Comp.- WW	0.00	475.00	2,169.30	5,700.00	38%
272531 · Life Insurance- WW	41.30	37.70	82.60	452.40	18%
272540 · Postage- WW	174.40	166.67	492.09	2,000.00	25%
272542 · Janitorial Supplies- WW	0.00	41.67	0.00	500.00	0%
272543 · Operating Supplies- WW	0.00	83.33	92.85	1,000.00	9%
272545 · Fuel- WW	780.63	666.67	1,324.57	8,000.00	17%

272550 · Rental of Equipment- WW	0.00	62.50	0.00	750.00	0%
272551 · Maintenance of Buildings- '1	0.00	104.17	0.00	1,250.00	0%
272553 · Maintenance of Auto's- WW	663.58	333.33	708.82	4,000.00	18%
272560 · Grant Expense- WW	0.00	0.00	0.00	0.00	#DIV/0!
272580 · Dues- WW	0.00	333.33	0.00	4,000.00	0%
272581 · School Tuition- WW	0.00	166.67	0.00	2,000.00	0%
272583 · Travel Expenses- WW	0.00	83.33	461.05	1,000.00	46%
272584 · Communication- WW	299.83	250.00	1,026.33	3,000.00	34%
272585 · Electricity- WW	1,875.46	1,833.33	4,108.11	22,000.00	19%
	16,527.29	39,470.61	56,559.41	473,647.11	12%

280150 · Contract Services- UB	0.00	291.67	0.00	3,500.00	0%
280500 · Salaries- UB	10,926.27	5,701.08	18,575.06	64,953.10	29%
280510 · Overtime - UB	126.41	0.00	168.54	3,459.82	5%
280525 · Health Ins. -UB	0.00	1,197.16	2,403.68	14,365.92	17%
280530 · Wokers Comp.- U	0.00	58.33	2,169.30	700.00	310%
280531 · Life Insurance- UB	0.00	37.70	82.60	452.40	18%
280540 · Postage- UB	0.00	250.00	275.00	3,000.00	9%
280541 · Office Supplies- UB	0.00	416.67	0.00	5,000.00	0%
280542 · Janitorial Supplies- UB	0.00	125.00	0.00	1,500.00	0%
280543 · Operating Supplies- UB	0.00	41.67	64.95	500.00	13%
280550 · Rental of Equipment- UB	0.00	625.00	0.00	7,500.00	0%
280552 · Maint. Office Equipment- U	0.00	41.67	0.00	500.00	0%
280561 · Office Equipment- UB	0.00	83.33	25.98	1,000.00	3%
280562 · Bank Account Fees- UB	190.00	83.33	593.00	1,000.00	59%
280565 · Professional Services- UB	3,487.37	666.67	3,487.37	8,000.00	44%
	14,730.05	9,619.28	27,845.48	115,431.24	24%

Total Expense	437,567.67	413,492.03	1,000,551.38	4,961,904.08	20%
Net Ordinary Income	-87,751.69	-0.04	170,908.92	0.00	

City of Ranger
Expenses by Vendor Summary
December 2022

	<u>Dec 22</u>
AT&T Services, Inc.	1,192.19
Benchmark Business Solutions	411.65
Bound Tree Medical LLC	3,247.57
Brodart Co.	80.15
Central West Texas Water Utilities Assoc.	20.00
Crimestar Corporation	1,750.00
Eastland County Appraisal District	5,222.17
Eastland County Cooperative Dispatch	42,036.65
Eastland County Newspapers	1,079.00
Eastland County Tax Assessor - Collector	40.00
Eastland County Water Supply District	58,950.03
Eastland Memorial Hospital	277.50
ESO Solutions, Inc	1,633.00
FFB Cardmember Services	1,852.60
First Financial Bank	620.88
Freddy's Garage	7,699.95
GrantWorks	7,000.00
J.H. Strain & Sons, Inc.	1,348.37
Jacob & Martin, LTD	16,500.00
Jive Communications Inc.	1,199.34
Kennedy Computer Solutions Inc.	8,952.31
McCreary, Veselka, Bragg & Allen PC	393.50
Messer, Fort & McDonald, PLLC	984.65
NetLink Security Control Co.	105.00
O'Reilly Auto Parts	174.61
Omnibase Services of Texas, LP	48.00
P Squared Emulsion Plants	2,635.00
Pest Patrol	325.00
Ranger City Bond Construction Fund	10,000.00
Ranger Economic Development Corp	3,999.62
Ranger Municipal Court	2,974.00
Ranger PD Lease Account	5,000.00
Ranger Street Maintenance Fund	3,999.63
Republic Services	42,986.14
Standard Insurance Company	423.33
Texas Commission on Environmental Quality	1,215.00
Texas Comptroller of Public Accounts	2,871.42
Texas State Library & Archives Commission	26.00
The Gorman Progress	140.11
The Police and Sheriffs Press	17.60
TWDB Debt Service Fund	4,000.00
TXU Energy	6,340.03
United States Postal Service	523.20
US Bank Voyager Fleet Systems	8,984.91
W.E. Greenwood Auto Parts	237.15
WATERWAY	2,250.00
TOTAL	<u>261,767.26</u>

Profit & Loss Budget Performance

January 2023

	<u>Jan 23</u>	<u>Budget</u>	<u>Oct - Jan 23</u>	<u>Annual Budget</u>	
Ordinary Income/Expense					
Income					
CEMETERY					
100409 · Cemetery Lots Sale	0.00	225.00	2,110.00	2,700.00	78%
100410 · Cemetery Lot Location	60.00	16.67	245.00	200.00	123%
Total CEMETERY	<u>60.00</u>	<u>241.67</u>	<u>2,355.00</u>	<u>2,900.00</u>	81%
EMS Income					
100412 · EMS County Subsidy	5,250.00	1,750.00	10,500.00	21,000.00	50%
100413 · EMS Fees	10,873.30	10,416.67	74,192.54	125,000.00	59%
Total EMS Income	<u>16,123.30</u>	<u>12,166.67</u>	<u>84,692.54</u>	<u>146,000.00</u>	58%
SALES TAX REVENUE					
Mixed Beverage	711.55	0.00	1,506.07	0.00	#DIV/0!
100422 · Sales Tax	38,281.49	39,583.33	163,542.77	475,000.00	34%
Total SALES TAX REVENUE	<u>38,993.04</u>	<u>39,583.33</u>	<u>165,048.84</u>	<u>475,000.00</u>	35%
Treasury	0.00		2,387.00		
UTILITY REVENUE					
Utility Tap Fee	0.00	291.67	0.00	3,500.00	0%
200470 · Sewer Revenue					
1-46005 · Bulk Sewer Sales	0.00	0.00	198.00	0.00	#DIV/0!
200470 · Sewer Revenue - Othe	47,759.02	48,333.33	185,823.61	580,000.00	32%
Total 200470 · Sewer Revenue	<u>47,759.02</u>	<u>48,333.33</u>	<u>186,021.61</u>	<u>580,000.00</u>	32%
200471 · Water Revenue					
1-46010 · Bulk Water Sales	12,539.05	0.00	13,179.05	0.00	#DIV/0!
1-46011 · Contract Water Sales	9,305.33	0.00	89,498.28	0.00	#DIV/0!
200471 · Water Revenue - Othe	77,199.14	120,833.33	343,588.84	1,450,000.00	24%
Total 200471 · Water Revenue	<u>99,043.52</u>	<u>120,833.33</u>	<u>446,266.17</u>	<u>1,450,000.00</u>	31%
200474 · Service Charges	288.94	583.33	1,598.77	7,000.00	23%
200475 · Turn on/off Charges	1,117.02	833.33	3,922.42	10,000.00	39%
200477 · Sanitation Revenue	45,379.77	46,110.00	174,774.74	553,320.00	32%
200480 · Penalties	3,561.80	3,083.33	12,906.91	37,000.00	35%
200485 · Unapplied Payments	129.30	1,250.00	1,900.99	15,000.00	13%
Total UTILITY REVENUE	<u>197,279.37</u>	<u>221,318.32</u>	<u>827,391.61</u>	<u>2,655,820.00</u>	31%
1-42300 · Court Collections - Genera	0.00	0.00	14,974.00	0.00	#DIV/0!
1-42500 · Police Reports	0.00		6.00		#DIV/0!
100402 · Municipal Court Fines	489.00	6,250.00	8,652.10	75,000.00	12%
100405 · Permits & Licenses Fees	0.00	33.33	327.50	400.00	82%
100406 · Records Preservation Fee	6.00	3.33	47.00	40.00	118%
100407 · Birth Certificates	44.00	64.58	154.00	775.00	20%
100408 · Death Certificates	29.00	4.17	29.00	50.00	58%
100411 · Community Center Rental	0.00	54.17	200.00	650.00	31%
100414 · Federal Fuel Tax Refund	0.00	333.33	1,216.13	4,000.00	30%
100415 · Office Supplies - Income	0.00	22.92	18.00	275.00	7%
100417 · 42100- Airport Electricity Rt	0.00	141.67	0.00	1,700.00	0%

100418 · Cell Tower Lease	1,250.00	1,250.00	5,000.00	15,000.00	33%
100420 · Franchise Fees	1,076.32	9,166.67	5,385.46	110,000.00	5%
100421 · Birth & Death Certificates	0.00	0.00	247.00	0.00	#DIV/0!
100424 · AD-VALOREM TAX					#DIV/0!
100416 · PILOT Funds	0.00	1,500.00	0.00	18,000.00	0%
100424 · AD-VALOREM TAX - Oth	49,056.03	39,070.83	278,945.63	468,850.00	59%
Total 100424 · AD-VALOREM TAX	49,056.03	40,570.83	278,945.63	486,850.00	57%
100425 · Interest	464.25	119.17	1,548.44	1,430.00	108%
100426 · Contingency	0.00	35,160.06	0.00	421,920.70	0%
100437 · Transfer from Utility	0.00	43,007.78	0.00	516,093.38	0%
200405 · Permits- U	0.00	0.00	30.00	0.00	#DIV/0!
200425 · Interest- U	162.48	0.00	578.11	0.00	#DIV/0!
200427 · Grant Revenue- U	0.00	0.00	45,000.00	0.00	#DIV/0!
200430 · Sale of Assets- U	0.00	208.33	0.00	2,500.00	0%
200434 · Misc Income- U	0.00	208.33	23,800.76	2,500.00	952%
200472 · Water Tap	0.00	0.00	0.00	0.00	#DIV/0!
200473 · Wastewater Tap	0.00	0.00	0.00	0.00	#DIV/0!
200478 · Sanitation Tax - Income	2,955.93	2,750.00	11,274.90	33,000.00	34%
200479 · Collection Station Fees	860.00	833.33	1,000.00	10,000.00	10%
Total Income	308,848.72	413,491.99	1,480,309.02	4,961,904.08	30%
Gross Profit	308,848.72	413,491.99	1,480,309.02	4,961,904.08	30%
Expense					
110500 · Salary- A	11,317.94	10,807.31	48,867.67	129,687.68	38%
110510 · Overtime- A	0.00	0.00	2,437.27	0.00	#DIV/0!
110525 · Health Insurance- A	0.00	1,197.00	2,483.68	14,364.00	17%
110530 · Workers Comp.- A	996.04	104.17	2,080.69	1,250.00	166%
110531 · Life Insurance- A	0.00	37.70	116.70	452.40	26%
110532 · Commissioner Stipend-A	0.00	108.33	0.00	1,300.00	0%
110533 · WC for Volunteers/Commis	0.00	4.67	0.00	56.00	0%
110540 · Postage- A	0.00	41.67	0.00	500.00	0%
110541 · Office Supplies- A	77.50	208.33	481.13	2,500.00	19%
110542 · Janitorial Supplies- A	0.00	125.00	75.45	1,500.00	5%
110543 · Operating Supplies- A	0.00	62.50	223.58	750.00	30%
110545 · Fuel- A	0.00	125.00	319.74	1,500.00	21%
110550 · Rental/Lease of Equip- A	396.77	333.33	1,468.60	4,000.00	37%
110551 · Maint. of Building- A	106.00	416.67	572.54	5,000.00	11%
110552 · Maint. of Office Equip.- A	54.98	8.33	54.98	100.00	55%
110553 · Maint. of Auto's- A	70.00	41.67	70.00	500.00	14%
110560 · Grant Expense- A	0.00	0.00	2,614.94	0.00	#DIV/0!
110561 · Office Equip.- A	0.00	83.33	116.23	1,000.00	12%
110562 · Bank Account Fees- A	0.00	8.33	3.00	100.00	3%
110563 · Election Services- A	6,000.00	500.00	6,000.00	6,000.00	100%
110565 · Professional Services- A	7,133.10	375.00	12,237.98	4,500.00	272%
110566 · Eastland Co. Crisis Center	0.00	208.33	0.00	2,500.00	0%
110568 · Advertising- A	0.00	125.00	1,079.00	1,500.00	72%
110569 · Incode- A	0.00	125.00	0.00	1,500.00	0%

110570 · Vehicle Lease Trx	0.00	5,000.00	15,000.00	60,000.00	25%
110571 · Economic Development	4,785.18	4,687.50	20,411.46	56,250.00	36%
110572 · Street Fund	4,785.19	4,687.50	20,411.46	56,250.00	36%
110573 · Utility Sales Tax Trx	14,000.00	14,000.00	56,000.00	168,000.00	33%
110575 · Legal- A	2,157.00	1,666.67	5,491.00	20,000.00	27%
110576 · Audit- A	0.00	1,166.67	0.00	14,000.00	0%
110577 · Appraisal District- A	0.00	1,670.79	5,222.17	20,049.46	26%
110578 · Auto Equipment- A	0.00	0.00	0.00	0.00	#DIV/0!
110579 · Survery Expenses- A	0.00	0.00	0.00	0.00	#DIV/0!
110580 · Dues- A	114.40	16.67	114.40	200.00	57%
110581 · School Tuition- A	30.00	208.33	674.05	2,500.00	27%
110582 · Meals- A	0.00	83.33	92.50	1,000.00	9%
110583 · Travel- A	0.00	208.33	1,103.51	2,500.00	44%
110584 · Communications- A	132.96	125.00	444.21	1,500.00	30%
110585 · Electricity- A	557.97	166.67	1,167.45	2,000.00	58%
110586 · Gas- A	93.63	83.33	275.93	1,000.00	28%
110587 · Miscellaneous- A	0.00	41.67	18.00	500.00	4%
110589 · Transfer to Contingency- A	0.00	0.00	0.00	0.00	#DIV/0!
110590 · Loan to Utility - A	0.00	0.00	0.00	0.00	#DIV/0!
	52,808.66	48,859.13	207,729.32	586,309.54	35%
115591 · Code Red- EM	0.00	375.00	0.00	4,500.00	0%
115593 · Dispatch- EM	0.00	3,000.00	42,036.65	36,000.00	117%
	0.00	3,375.00	42,036.65	40,500.00	35%
120300 · Uniforms- P	1,580.41	250.00	1,598.01	3,000.00	53%
120301 · Minor Tools	0.00	20.83	0.00	250.00	0%
120302 · Maint. of Radio's- P	95.00	20.83	95.00	250.00	38%
120303 · Medical Expenses- P	0.00	41.67	0.00	500.00	0%
120304 · Maintenance of Other	0.00	20.83	0.00	250.00	0%
120305 · Police Equipment- P	1,198.00	20.83	2,948.00	250.00	1179%
120306 · Court Costs- P	9,061.03	2,500.00	9,454.53	30,000.00	32%
120307 · Inspections/Cert. Fees- P	0.00	41.67	0.00	500.00	0%
120308 · Drug Seizure Exp.- P	0.00	0.00	0.00	0.00	#DIV/0!
120309 · Jail Expense	0.00	41.67	0.00	500.00	0%
120500 · Salary- P	19,648.85	21,724.82	91,213.16	260,697.86	35%
120510 · Overtime- P	3,664.60	625.00	17,065.70	7,500.00	228%
120512 · Contract Labor- P	0.00	416.67	600.00	5,000.00	12%
120525 · Health Insurance- P	0.00	2,992.90	4,807.36	35,914.80	13%
120530 · Workers Comp.- P	996.02	583.33	2,080.67	7,000.00	30%
120531 · Life Insurance- P	0.00	94.25	223.08	1,131.00	20%
120540 · Postage- P	67.79	58.33	77.69	700.00	11%
120541 · Office Supplies- P	95.92	104.17	110.54	1,250.00	9%
120543 · Operating Supplies- P	0.00	83.33	154.71	1,000.00	15%
120545 · Fuel- P	22.00	1,166.67	5,857.58	14,000.00	42%
120550 · Equipment Rental- P	0.00	208.33	0.00	2,500.00	0%

120551 · Maint. of Building- P	138.00	41.67	165.99	500.00	33%
120553 · Maint. of Auto's- P	14,408.06	583.33	1,206.54	7,000.00	17%
120560 · Grant Expense- P	0.00	0.00	0.00	0.00	#DIV/0!
120561 · Office Equip.- P	0.00	0.00	0.00	0.00	#DIV/0!
120565 · Professional Services- P	3,805.00	708.33	9,269.94	8,500.00	109%
120578 · Auto Equipment- P	0.00	208.33	0.00	2,500.00	0%
120580 · Dues- P	0.00	20.83	0.00	250.00	0%
120581 · School Tuition- P	200.00	250.00	315.00	3,000.00	11%
120583 · Travel- P	0.00	83.33	0.00	1,000.00	0%
120584 · Communications- P	603.21	250.00	914.48	3,000.00	30%
120585 · Electricity- P	378.64	225.00	1,012.56	2,700.00	38%
120586 · Gas- P	93.63	83.33	276.32	1,000.00	28%
120600 · WC for Reserve Officers- P	0.00	0.45	0.00	5.41	0%
	56,056.16	33,470.73	149,446.86	401,649.07	30%

121300 · Uniforms- ACO	0.00	41.67	0.00	500.00	0%
121301 · Minor Tools- ACO	0.00	20.83	0.00	250.00	0%
121303 · Medical Expenses- ACO	0.00	208.33	0.00	2,500.00	0%
121307 · Inspection/Cert. Fees- ACO	0.00	12.50	0.00	150.00	0%
121310 · Chemical Supplies- ACO	396.03	20.83	396.03	250.00	158%
121311 · Supplies- ACO	0.00	0.00	0.00	0.00	#DIV/0!
121312 · Shop Equipment	0.00	25.00	0.00	300.00	0%
121500 · Salary- ACO	5,267.45	3,429.57	18,250.62	41,154.84	44%
121510 · Overtime- ACO	222.83	833.33	3,043.09	10,000.00	30%
121525 · Health Insurance- ACO	0.00	598.50	1,201.84	7,182.00	17%
121530 · Workers Comp.- ACO	996.02	208.33	2,080.67	2,500.00	83%
121531 · Life Insurance- ACO	0.00	18.85	58.35	226.20	26%
121541 · Office Supplies- ACO	0.00	20.83	0.00	250.00	0%
121543 · Operating Supplies- ACO	25.98	58.33	25.98	700.00	4%
121545 · Fuel- ACO	0.00	208.33	80.11	2,500.00	3%
121551 · Maint. of Building- ACO	0.00	208.33	0.00	2,500.00	0%
121553 · Maint. of Auto's- ACO	20.00	100.00	20.00	1,200.00	2%
121578 · Auto Equipment- ACO	0.00	0.00	0.00	0.00	#DIV/0!
121581 · School Tuition- ACO	0.00	50.00	0.00	600.00	0%
121583 · Travel- ACO	0.00	41.67	0.00	500.00	0%
121584 · Communications- ACO	132.96	50.00	144.05	600.00	24%
121585 · Electricity- ACO	777.68	250.00	1,161.68	3,000.00	39%
	7,838.95	6,405.23	26,462.42	76,863.04	34%

125200 · Court Technology- Ct	0.00	141.67	0.00	1,700.00	0%
125201 · Court Security- Ct	0.00	41.67	258.00	500.00	52%
125500 · Salary- Ct	5,761.93	5,090.49	24,787.22	61,085.83	41%
125525 · Health Insurance- Ct	0.00	598.58	1,201.84	7,182.96	17%
125530 · Workers Comp.- Ct.	996.02	25.00	2,080.67	300.00	694%
125531 · Life Insurance- Ct.	0.00	18.85	58.35	226.20	26%
125541 · Office Supplies- Ct	35.70	83.33	175.81	1,000.00	18%

125565 · Professional Services- Ct	0.00	0.00	5,144.05	0.00	#DIV/0!
125574 · Liability Ins. Bonds- Ct	0.00	14.58	0.00	175.00	0%
125580 · Dues- Ct	0.00	8.33	0.00	100.00	0%
125581 · School Tuition- Ct	250.00	83.33	490.00	1,000.00	49%
125583 · Travel- Ct	0.00	83.33	0.00	1,000.00	0%
125585 · Electricity- Ct	98.93	66.67	254.67	800.00	32%
	<hr/>	<hr/>	<hr/>	<hr/>	<hr/>
	7,142.58	6,255.83	34,450.61	75,069.99	46%

130100 · Emergency Operating Cent	0.00	0.00	0.00	0.00	#DIV/0!
130205 · Drug Supplies- F/E	1,628.37	583.33	4,875.94	7,000.00	70%
130280 · WC Volunteer FF- F/E	0.00	291.67	0.00	3,500.00	0%
130300 · Uniforms- F/E	0.00	229.17	30.00	2,750.00	1%
130301 · Minor Tools- F/E	0.00	41.67	0.00	500.00	0%
130302 · Maint. of Radio's- F/E	0.00	20.83	0.00	250.00	0%
130303 · Medical Expenses- F/E	336.26	83.33	336.26	1,000.00	34%
130307 · Inspection/Cert. Fees- F/E	0.00	250.00	180.00	3,000.00	6%
130331 · Maint. of Equipment- F/E	0.00	41.67	2,250.00	500.00	450%
130345 · Maint. of Other- F/E	0.00	41.67	0.00	500.00	0%
130390 · EMS Equipment- F/E	918.89	1,500.00	918.89	18,000.00	5%
130500 · Salary- F/E	10,473.00	24,241.69	53,754.65	290,900.23	18%
130510 · Overtime - F/E	13,931.51		60,817.11	0.00	#DIV/0!
130512 · Contract Labor- F/E	0.00	166.67	0.00	2,000.00	0%
130525 · Health Insurance- F/E	0.00	2,394.32	4,944.99	28,731.84	17%
130530 · Workers Comp.- F/E	996.02	1,104.17	2,080.67	13,250.00	16%
130531 · Life Insurance- F/E	0.00	75.40	223.07	904.80	25%
130540 · Postage- F/E	0.00	8.33	0.00	100.00	0%
130541 · Office Supplies- F/E	0.00	166.67	0.00	2,000.00	0%
130542 · Janitorial Supplies- F/E	92.50	166.67	370.00	2,000.00	19%
130543 · Operating Supplies- F/E	477.74	416.67	477.74	5,000.00	10%
130545 · Fuel- F/E	0.00	1,166.67	4,428.60	14,000.00	32%
130550 · Equipment Rental - F/E	1,174.27	0.00	1,174.27	0.00	#DIV/0!
130551 · Maint of Building - F/E	490.50	0.00	490.50	0.00	#DIV/0!
130553 · Maint. of Auto's- F/E	0.00	291.67	1,977.96	3,500.00	57%
130565 · Professional Services- F/E	0.00	1,666.67	1,633.00	20,000.00	8%
130574 · Liability Ins. Bonds- F/E	0.00	5.83	0.00	70.00	0%
130580 · Dues- F/E	200.00	54.17	200.00	650.00	31%
130581 · School Tuition- F/E	0.00	41.67	271.48	500.00	54%
130583 · Travel- F/E	0.00	41.67	0.00	500.00	0%
130584 · Communications- F/E	227.01	208.33	538.26	2,500.00	22%
130585 · Electricity- F/E	633.03	291.67	1,346.21	3,500.00	38%
130586 · Gas- F/E	531.24	291.67	947.76	3,500.00	27%
	<hr/>	<hr/>	<hr/>	<hr/>	<hr/>
	32,110.34	35,883.95	144,267.36	430,606.87	34%

140300 · Uniforms- St	0.00	83.33	0.00	1,000.00	0%
140301 · Minor Tools- St	25.99	20.83	129.81	250.00	52%
140309 · WC for Volunteers- St	0.00	10.83	0.00	130.00	0%

140310 · Chemical- St	0.00	45.83	0.00	550.00	0%
140312 · Shop Equipment- St	0.00	1,250.00	0.00	15,000.00	0%
140316 · Maint. of Shop Equipment-	27.87	166.67	27.87	2,000.00	1%
140317 · Street Improvements- St	0.00	4,166.67	0.00	50,000.00	0%
140331 · Maint. of Equipment- St	7.18	1,208.33	47.18	14,500.00	0%
140332 · Maint. of Streets	0.00	2,000.00	0.00	24,000.00	0%
140500 · Salary- St	2,222.20	5,712.17	11,548.23	67,863.40	17%
140510 · Overtime- St	0.00	333.33	0.00	4,682.63	0%
140512 · Contract Labor- St	0.00	833.33	0.00	10,000.00	0%
140525 · Health Insurance- St.	0.00	598.58	0.00	7,182.96	0%
140530 · Workers Comp.- St.	996.02	458.33	2,080.67	5,500.00	38%
140531 · Life Insurance- St.	0.00	37.70	71.05	452.40	16%
140541 · Office Supplies- St	0.00	0.00	99.40	0.00	#DIV/0!
140543 · Operating Supplies- St	0.00	16.67	39.06	200.00	20%
140545 · Fuel- St	1,700.13	583.33	1,792.98	7,000.00	26%
140550 · Equipment Rental- St	0.00	104.17	0.00	1,250.00	0%
140553 · Maint. of Auto's- St	941.50	333.33	1,313.17	4,000.00	33%
140578 - Auto Equipment - St	25.00	0.00	25.00	0.00	#DIV/0!
140580 - Dues - St.	0.00	0.00	0.00	0.00	#DIV/0!
140585 · Electricity- St	4,909.62	2,500.00	9,821.28	30,000.00	33%
	10,855.51	20,463.43	26,995.70	245,561.39	11%

150300 · Uniforms- L	0.00	0.00	0.00	0.00	#DIV/0!
150331 · Maint. of Machinery- L	0.00	41.67	0.00	500.00	0%
150500 · Salary- L	2,350.07	2,549.37	12,127.82	30,592.41	40%
150525 · Health Insurance- L	0.00	8.33	4.68	100.00	5%
150530 · Workers Comp.- L	996.02	12.50	2,080.67	150.00	1387%
150531 · Life Insurance- L	0.00	18.85	58.35	226.20	26%
150542 · Janitorial Supplies- L	0.00	41.67	100.98	500.00	20%
150543 · Operating Supplies- L	130.99	108.33	130.99	1,300.00	10%
150551 · Maint. of Building- L	253.84	83.33	263.63	1,000.00	26%
150574 · Liability Ins. Bonds- L	0.00	4.17	0.00	50.00	0%
150581 · School Tuition- L	0.00	100.00	0.00	1,200.00	0%
150583 · Travel- L	0.00	50.00	0.00	600.00	0%
150584 · Communications- L	0.00	62.50	299.64	750.00	40%
150585 · Electricity- L	89.83	54.17	223.60	650.00	34%
150586 · Gas- L	203.09	125.00	515.07	1,500.00	34%
	4,023.84	3,259.89	15,805.43	39,118.61	40%

155300 · Uniforms- Cem	175.00	41.67	175.00	500.00	35%
155301 · Minor Tools- Cem	86.83	83.33	151.46	1,000.00	15%
155331 · Maint. of Machinery- Cem	125.00	125.00	125.00	1,500.00	8%
155500 · Salary- Cem	3,138.49	3,297.20	15,680.63	39,566.41	40%
155510 · Overtime- Cem	0.00	20.83	0.00	250.00	0%
155512 · Contract Labor- Cem	0.00	416.67	0.00	5,000.00	0%
155525 · Health Insurance- Cem	0.00	598.58	1,201.84	7,182.96	17%

155530 · Workers Comp.- Cem.	996.02	250.00	2,080.66	3,000.00	69%
155531 · Life Insurance- Cem	0.00	18.85	58.35	226.20	26%
155542 · Janitorial Supplies- Cem	0.00	0.00	0.00	0.00	#DIV/0!
155543 · Operating Supplies- Cem	7.18	83.33	7.18	1,000.00	1%
155545 · Fuel- Cem	23.99	250.00	709.42	3,000.00	24%
155553 · Maint. of Auto's- Cem	0.00	125.00	596.05	1,500.00	40%
	4,552.51	5,310.46	20,785.59	63,725.57	33%

260123 · Transfer to General- S	0.00	15,552.78	0.00	186,633.38	0%
260155 · Republic Services Contract	23,906.98	23,333.33	94,792.02	280,000.00	34%
260160 · Sales Tax- S	2,850.91	2,750.00	11,431.93	33,000.00	35%
260300 · Uniforms- S	0.00	41.67	0.00	500.00	0%
260331 · Repair/Maint. Equipment- S	91.29	125.00	91.29	1,500.00	6%
260500 · Sanitation Salary - S	2,430.11	2,629.81	12,471.02	31,557.71	40%
260510 - Overtime - S	0.00	0.00	44.21	0.00	#DIV/0!
260512 · Contract Labor-S	0.00	41.67	0.00	500.00	0%
260525 · Health Ins. -S	0.00	0.00	2.80	0.00	#DIV/0!
260530 · Wokers Comp.- S	1,992.06	125.00	4,161.35	1,500.00	277%
260531 · Life Insurance- S	0.00	18.85	30.99	226.20	14%
260540 · Postage- S	391.73	187.50	883.83	2,250.00	39%
260543 · Operating Supplies- S	0.00	41.67	0.00	500.00	0%
260545 · Fuel- S	71.29	125.00	323.57	1,500.00	22%
260585 · Electricity- S	13.96	33.33	44.28	400.00	11%
	31,748.33	45,005.61	124,277.29	540,067.29	23%

270108 · Testing Expenses- W	1,727.42	750.00	1,727.42	9,000.00	19%
270123 · Transfer to General- W	0.00	13,727.50	0.00	164,730.00	0%
270171 · Maintenance of Shop Equip	0.00	41.67	0.00	500.00	0%
270172 · ECWSD	67,781.31	78,833.33	267,178.32	946,000.00	28%
270185 · Lab Sample Fees- W	2,246.84	250.00	5,404.84	3,000.00	180%
270186 · Water Meters & Parts- W	2,533.80	416.67	2,533.80	5,000.00	51%
270187 · Maintenance of Water System	25,490.18	7,083.33	26,793.12	85,000.00	32%
270188 · Vehicle- W	0.00	2,083.33	9.50	25,000.00	0%
270190 · Engineering- W	0.00	625.00	4,408.81	7,500.00	59%
270300 · Uniforms- W	0.00	312.50	50.00	3,750.00	1%
270301 · Minor Tools- W	60.43	145.83	293.40	1,750.00	17%
270303 · Medical Expenses- W	0.00	20.83	0.00	250.00	0%
270307 · Inspections/Certs. -W	0.00	208.33	0.00	2,500.00	0%
270310 · Chemical Supplies- W	255.00	416.67	1,752.10	5,000.00	35%
270315 · Liability Ins. Bonds	0.00	208.33	0.00	2,500.00	0%
270330 · Machinery & Equipment- W	0.00	1,041.67	35.95	12,500.00	0%
270331 · Maintenance of Machinery-	529.12	1,000.00	1,117.95	12,000.00	9%
270335 · Street Repair- W	0.00	1,041.67	185.19	12,500.00	1%
270500 · Water Salary - W	18,945.57	19,071.86	99,146.03	205,478.18	48%
270510 - Water Overtime - W	1,830.19		19,084.93	23,384.10	82%
270512 · Contract Labor - W	0.00	1,666.67	1,920.00	20,000.00	10%

270525 · Health Ins. -W	0.00	2,992.50	3,927.56	35,910.00	11%
270530 · Wokers Comp.- W	1,992.06	475.00	4,161.36	5,700.00	73%
270531 · Life Insurance-W	0.00	94.25	185.85	1,131.00	16%
270540 · Postage- W	391.74	187.50	883.85	2,250.00	39%
270542 · Janitorial Supplies- W	0.00	41.67	39.95	500.00	8%
270543 · Operating Supplies- W	170.60	166.67	931.63	2,000.00	47%
270545 · Fuel- W	1,763.68	833.33	4,604.72	10,000.00	46%
270550 · Rental of Equipment- W	1,172.22	250.00	3,896.89	3,000.00	130%
270551 · Maintenance of Buildings-'	925.81	83.33	952.28	1,000.00	95%
270553 · Maintenance of Auto's- W	358.62	1,000.00	4,646.96	12,000.00	39%
270560 · Grant Expense- W	0.00	6,250.00	0.00	75,000.00	0%
270575 · Legal- W	0.00	41.67	0.00	500.00	0%
270576 · Auditor- W	0.00	1,166.67	0.00	14,000.00	0%
270578 - Auto Equipment - W	417.05	0.00	417.05	0.00	#DIV/0!
270580 · Dues- W	6,840.64	541.67	6,905.59	6,500.00	106%
270581 · School Tuition- W	25.00	166.67	722.50	2,000.00	36%
270583 · Travel Expenses- W	0.00	41.67	85.20	500.00	17%
270584 · Communication- W	132.96	225.00	1,159.29	2,700.00	43%
270585 · Electricy- W	813.20	625.00	2,267.54	7,500.00	30%
270589 · Contingency- W	0.00	11,985.09	0.00	143,821.08	0%
	136,403.44	156,112.88	467,429.58	1,873,354.36	25%

272123 · Transfer to General- WW	0.00	13,727.50	0.00	164,730.00	0%
272174 · Wastewater Services- WW	0.00	2,916.67	4,989.35	35,000.00	14%
272175 · TCEQ Fines- WW	0.00	0.00	0.00	0.00	#DIV/0!
272176 · Maint. Wastewater System-	15,576.10	2,916.67	21,883.58	35,000.00	63%
272185 · Lab Sample Fees- WW	2,109.00	791.67	3,101.00	9,500.00	33%
272190 · Engineering- WW	0.00	166.67	0.00	2,000.00	0%
272300 · Uniforms- WW	277.20	125.00	277.20	1,500.00	18%
272301 · Minor Tools- WW	13.89	41.67	104.07	500.00	21%
272303 · Medical Expenses- WW	0.00	41.67	0.00	500.00	0%
272307 · Inspections/Certs.- WW	0.00	208.33	0.00	2,500.00	0%
272310 · Chemical Supplies- WW	4,875.00	2,500.00	14,625.00	30,000.00	49%
272330 · Machinery & Equipment- W	0.00	2,083.33	0.00	25,000.00	0%
272331 · Maintenance of Machinery-	383.33	1,041.67	401.33	12,500.00	3%
272335 · Street Repair- WW	0.00	0.00	0.00	0.00	#DIV/0!
272500 · Wastewater Salary - WW	4,408.10	6,938.73	24,602.87	74,421.58	33%
272510 - Overtime - WW	735.07		2,359.28	8,843.13	27%
272512 · WW-Contract Labor	1,884.00	333.33	1,884.00	4,000.00	47%
272525 · Health Ins. -WW	0.00	1,000.00	2,127.70	12,000.00	18%
272530 · Wokers Comp.- WW	1,992.04	475.00	4,161.34	5,700.00	73%
272531 · Life Insurance- WW	0.00	37.70	82.60	452.40	18%
272540 · Postage- WW	391.73	166.67	883.82	2,000.00	44%
272542 · Janitorial Supplies- WW	0.00	41.67	0.00	500.00	0%
272543 · Operating Supplies- WW	57.92	83.33	150.77	1,000.00	15%
272545 · Fuel- WW	2,177.88	666.67	3,502.45	8,000.00	44%

272550 · Rental of Equipment- WW	0.00	62.50	0.00	750.00	0%
272551 · Maintenance of Buildings- '1	187.00	104.17	187.00	1,250.00	15%
272553 · Maintenance of Auto's- WW	625.26	333.33	1,334.08	4,000.00	33%
272560 · Grant Expense- WW	0.00	0.00	0.00	0.00	#DIV/0!
272580 · Dues- WW	17.40	333.33	17.40	4,000.00	0%
272581 · School Tuition- WW	0.00	166.67	0.00	2,000.00	0%
272583 · Travel Expenses- WW	0.00	83.33	461.05	1,000.00	46%
272584 · Communication- WW	132.96	250.00	1,159.29	3,000.00	39%
272585 · Electricity- WW	2,080.80	1,833.33	6,188.91	22,000.00	28%
	37,924.68	39,470.61	94,484.09	473,647.11	20%

280150 · Contract Services- UB	0.00	291.67	0.00	3,500.00	0%
280500 · Salaries- UB	2,435.90	5,701.08	21,010.96	64,953.10	32%
280510 · Overtime - UB	0.00	0.00	168.54	3,459.82	5%
280525 · Health Ins. -UB	0.00	1,197.16	2,403.68	14,365.92	17%
280530 · Wokers Comp.- U	1,992.04	58.33	4,161.34	700.00	594%
280531 · Life Insurance- UB	0.00	37.70	82.60	452.40	18%
280540 · Postage- UB	0.00	250.00	275.00	3,000.00	9%
280541 · Office Supplies- UB	798.92	416.67	798.92	5,000.00	16%
280542 · Janitorial Supplies- UB	0.00	125.00	0.00	1,500.00	0%
280543 · Operating Supplies- UB	0.00	41.67	64.95	500.00	13%
280550 · Rental of Equipment- UB	0.00	625.00	0.00	7,500.00	0%
280552 · Maint. Office Equipment- U	0.00	41.67	0.00	500.00	0%
280561 · Office Equipment- UB	0.00	83.33	25.98	1,000.00	3%
280562 · Bank Account Fees- UB	190.00	83.33	783.00	1,000.00	78%
280565 · Professional Services- UB	3,271.48	666.67	6,758.85	8,000.00	84%
	8,688.34	9,619.28	36,533.82	115,431.24	32%

Total Expense	390,153.34	413,492.03	1,390,704.72	4,961,904.08	28%
Net Ordinary Income	-81,304.62	-0.04	89,604.30	0.00	

City of Ranger
Expenses by Vendor Summary
 January 2023

	Jan 23
Abilene Environmental Landfill Inc.	2,500.00
Accredited Security	1,198.00
Airgas USA, LLC	2,973.69
All American Pump Solutions Inc.	157.34
Ana-Lab Corp.	3,928.00
APSCO SUPPLY INC.	9,754.20
Arco Mobile Fire Ext Service	1,131.00
AT&T Mobility	1,362.06
Atmos Energy	921.59
Benchmark Business Solutions	396.77
BenMark Supply Company Inc.	16,818.53
Big Country Regional Advisory Council	200.00
Bound Tree Medical LLC	1,364.88
Brodart Co.	93.61
Bryans Auto Supply	413.47
Buster Robinson	385.00
Cary Services	750.81
Clifford Power Systems, Inc.	1,690.90
Darwin Archer	2,000.00
Dedicated Controls LLC	350.00
DPC Industries, Inc.	80.00
E & E Kustom Inc.	14,190.23
Eastland County	6,000.00
Eastland County Newspapers	45.00
Eastland County Veterinary Clinic	396.03
Eastland County Water Supply District	67,781.31
Eastland Heaven Sent Floral	77.50
Eastland Memorial Hospital	289.46
Eastland Office Supply	59.99
FFB Cardmember Services	3,415.64
First Financial Bank	380.25
Freddy's Garage	200.00
Galls, LLC	108.00
Gary's Automotive, Inc.	132.00
George Leal	525.00
Grandpaw's Tool Shed	0.00
Hach Company	1,727.42
Higginbothams Bartlett	25.99
Hydro Plus, LLC	5,050.00
IMC Waste Disposal, Inc.	3,750.00
Interstate All Battery Center	46.80
J.H. Strain & Sons, Inc.	3,556.14
J.T. Horn Oil Co., Inc.	5,528.35
Jacob & Martin, LTD	637.50
Jim Cox Sales Inc.	542.56
K&K Electric	1,884.00
Kennedy Computer Solutions Inc.	3,222.97
KOLOGIK	2,915.00
LAN Communications	95.00
Larry Watson Jr	22.00
LCRA	427.84
McCreary, Veselka, Bragg & Allen PC	245.00
McDowells Plumbing	144.34
Messer, Fort & McDonald, PLLC	837.00
Mike's Tire Service	701.00
Mueller Co., LLC	2,533.80
MVA Services	5,525.00
NetLink Security Control Co.	105.00
Nobles Road Construction, Inc.	1,585.92
O'Reilly Auto Parts	1,001.85
Omnibase Services of Texas, LP	42.00
Parkson	1,800.95
Pest Patrol	75.00
Petunia Jane's	325.00
Ranger City Bond Construction Fund	10,000.00
Ranger Economic Development Corp	4,785.18

2:42 PM
07/05/23
Accrual Basis

City of Ranger
Expenses by Vendor Summary
January 2023

	<u>Jan 23</u>
Ranger Municipal Court	2,086.00
Ranger Street Maintenance Fund	4,785.19
Republic Services	20,336.63
Ross/Gannaway, PLLC	4,215.38
RVS Software	2,402.12
Texas Commission on Environmental Quality	6,840.64
Texas Comptroller of Public Accounts	11,739.34
Texas State Library & Archives Commission	26.00
Texoma Advanced Electrical & Controls	500.00
The Knight Law Firm, LLP	1,320.00
Tindall's Hardware	776.36
TML Intergovernmental Risk Pool	15,936.38
TWDB Debt Service Fund	4,000.00
TXU Energy	10,353.66
U.S. Rentals	1,172.22
United States Postal Service	345.10
USA BlueBook	57.92
West Central Texas Law Academy	200.00
White's Ace Hardware	66.49
Zack Burkett Co.	6,016.48
TOTAL	<u><u>294,384.78</u></u>

Profit & Loss Budget Performance

February 2023

	<u>Feb 23</u>	<u>Budget</u>	<u>Oct '22 - Feb 23</u>	<u>Annual Budget</u>	
Ordinary Income/Expense					
Income					
CEMETERY					
100409 · Cemetery Lots Sale	1,020.00	225.00	3,130.00	2,700.00	116%
100410 · Cemetery Lot Location	60.00	16.67	305.00	200.00	153%
Total CEMETERY	1,080.00	241.67	3,435.00	2,900.00	118%
EMS Income					
100412 · EMS County Subsidy	0.00	1,750.00	10,500.00	21,000.00	50%
100413 · EMS Fees	4,375.67	10,416.67	78,568.21	125,000.00	63%
Total EMS Income	4,375.67	12,166.67	89,068.21	146,000.00	61%
SALES TAX REVENUE					
Mixed Beverage	0.00		1,506.07		#DIV/0!
100422 · Sales Tax	44,512.82	39,583.33	208,055.59	475,000.00	44%
Total SALES TAX REVENUE	44,512.82	39,583.33	209,561.66	475,000.00	44%
Treasury	0.00		2,387.00		#DIV/0!
UTILITY REVENUE					
Utility Tap Fee	0.00	291.67	0.00	3,500.00	0%
200470 · Sewer Revenue					#DIV/0!
1-46005 · Bulk Sewer Sales	99.00	0.00	297.00	0.00	#DIV/0!
200470 · Sewer Revenue - Other	44,875.45	48,333.33	230,699.06	580,000.00	40%
Total 200470 · Sewer Revenue	44,974.45	48,333.33	230,996.06	580,000.00	40%
200471 · Water Revenue					
1-46010 · Bulk Water Sales	50.00	0.00	13,229.05	0.00	#DIV/0!
1-46011 · Contract Water Sales	32,761.47	0.00	122,259.75	0.00	#DIV/0!
200471 · Water Revenue - Other	69,276.97	120,833.33	412,865.81	1,450,000.00	28%
Total 200471 · Water Revenue	102,088.44	120,833.33	548,354.61	1,450,000.00	38%
200474 · Service Charges	352.38	583.33	1,951.15	7,000.00	28%
200475 · Turn on/off Charges	892.77	833.33	4,815.19	10,000.00	48%
200477 · Sanitation Revenue	44,188.89	46,110.00	218,963.63	553,320.00	40%
200480 · Penalties	3,651.39	3,083.33	16,558.30	37,000.00	45%
200485 · Unapplied Payments	3,296.16	1,250.00	5,197.15	15,000.00	35%
Total UTILITY REVENUE	199,444.48	221,318.32	1,026,836.09	2,655,820.00	39%
1-42300 · Court Collections - General	0.00	0.00	14,974.00	0.00	#DIV/0!
1-42500 · Police Reports	0.00		6.00	0.00	#DIV/0!
100402 · Municipal Court Fines	7,052.00	6,250.00	15,704.10	75,000.00	21%
100405 · Permits & Licenses Fees	100.00	33.33	427.50	400.00	107%
100406 · Records Preservation Fee	2.00	3.33	49.00	40.00	123%
100407 · Birth Certificates	44.00	64.58	198.00	775.00	26%
100408 · Death Certificates	0.00	4.17	29.00	50.00	58%
100411 · Community Center Rental	50.00	54.17	250.00	650.00	38%
100414 · Federal Fuel Tax Refund	779.57	333.33	1,995.70	4,000.00	50%
100415 · Office Supplies - Income	246.00	22.92	264.00	275.00	96%
100417 · 42100- Airport Electricity Reim	0.00	141.67	0.00	1,700.00	0%

100418 · Cell Tower Lease	1,250.00	1,250.00	6,250.00	15,000.00	42%
100420 · Franchise Fees	3,926.17	9,166.67	9,311.63	110,000.00	8%
100421 · Birth & Death Certificates	0.00	0.00	247.00	0.00	#DIV/0!
100424 · AD-VALOREM TAX					
100416 · PILOT Funds	0.00	1,500.00	0.00	18,000.00	0%
100424 · AD-VALOREM TAX - Other	67,618.47	39,070.83	346,564.10	468,850.00	74%
Total 100424 · AD-VALOREM TAX	67,618.47	40,570.83	346,564.10	486,850.00	71%
100425 · Interest	313.38	119.17	1,861.82	1,430.00	130%
100426 · Contingency	0.00	35,160.06	0.00	421,920.70	0%
100437 · Transfer from Utility	0.00	43,007.78	0.00	516,093.38	0%
200405 · Permits- U	0.00	0.00	30.00	0.00	#DIV/0!
200425 · Interest- U	152.10	0.00	730.21	0.00	#DIV/0!
200427 · Grant Revenue- U	0.00	0.00	45,000.00	0.00	#DIV/0!
200430 · Sale of Assets- U	0.00	208.33	0.00	2,500.00	0%
200434 · Misc Income- U	0.00	208.33	23,800.76	2,500.00	952%
200472 · Water Tap	0.00	0.00	0.00	0.00	#DIV/0!
200473 · Wastewater Tap	0.00	0.00	0.00	0.00	#DIV/0!
200478 · Sanitation Tax - Income	2,861.31	2,750.00	14,136.21	33,000.00	43%
200479 · Collection Station Fees	280.00	833.33	1,280.00	10,000.00	13%
Total Income	334,087.97	413,491.99	1,814,396.99	4,961,904.08	37%
Gross Profit	334,087.97	413,491.99	1,814,396.99	4,961,904.08	37%
Expense					
110500 · Salary- A	11,278.93	10,807.31	60,146.60	129,687.68	46%
110510 · Overtime- A	0.00	0.00	2,437.27	0.00	#DIV/0!
110525 · Health Insurance- A	1,281.84	1,197.00	3,765.52	14,364.00	26%
110530 · Workers Comp.- A	945.95	104.17	3,026.64	1,250.00	242%
110531 · Life Insurance- A	62.60	37.70	179.30	452.40	40%
110532 · Commissioner Stipend-A	0.00	108.33	0.00	1,300.00	0%
110533 · WC for Volunteers/Commissio	0.00	4.67	0.00	56.00	0%
110540 · Postage- A	0.00	41.67	0.00	500.00	0%
110541 · Office Supplies- A	344.11	208.33	825.24	2,500.00	33%
110542 · Janitorial Supplies- A	0.00	125.00	75.45	1,500.00	5%
110543 · Operating Supplies- A	0.00	62.50	223.58	750.00	30%
110545 · Fuel- A	122.12	125.00	441.86	1,500.00	29%
110550 · Rental/Lease of Equip- A	458.09	333.33	1,926.69	4,000.00	48%
110551 · Maint. of Building- A	0.00	416.67	572.54	5,000.00	11%
110552 · Maint. of Office Equip.- A	75.00	8.33	129.98	100.00	130%
110553 · Maint. of Auto's- A	0.00	41.67	70.00	500.00	14%
110560 · Grant Expense- A	2,000.00	0.00	4,614.94	0.00	#DIV/0!
110561 · Office Equip.- A	0.00	83.33	116.23	1,000.00	12%
110562 · Bank Account Fees- A	3.00	8.33	6.00	100.00	6%
110563 · Election Services- A	0.00	500.00	6,000.00	6,000.00	100%
110565 · Professional Services- A	3,677.50	375.00	15,915.48	4,500.00	354%
110566 · Eastland Co. Crisis Center	0.00	208.33	0.00	2,500.00	0%
110568 · Advertising- A	0.00	125.00	1,079.00	1,500.00	72%
110569 · Incode- A	0.00	125.00	0.00	1,500.00	0%

110570 · Vehicle Lease Trx	0.00	5,000.00	15,000.00	60,000.00	25%
110571 · Economic Development	5,541.22	4,687.50	25,952.68	56,250.00	46%
110572 · Street Fund	5,541.22	4,687.50	25,952.68	56,250.00	46%
110573 · Utility Sales Tax Trx	14,000.00	14,000.00	70,000.00	168,000.00	42%
110575 · Legal- A	3,585.00	1,666.67	9,076.00	20,000.00	45%
110576 · Audit- A	0.00	1,166.67	0.00	14,000.00	0%
110577 · Appraisal District- A	0.00	1,670.79	5,222.17	20,049.46	26%
110578 · Auto Equipment- A	0.00	0.00	0.00	0.00	#DIV/0!
110579 · Survery Expenses- A	0.00	0.00	0.00	0.00	#DIV/0!
110580 · Dues- A	35.00	16.67	149.40	200.00	75%
110581 · School Tuition- A	0.00	208.33	674.05	2,500.00	27%
110582 · Meals- A	0.00	83.33	92.50	1,000.00	9%
110583 · Travel- A	0.00	208.33	1,103.51	2,500.00	44%
110584 · Communications- A	162.83	125.00	607.04	1,500.00	40%
110585 · Electricity- A	312.68	166.67	1,480.13	2,000.00	74%
110586 · Gas- A	236.69	83.33	512.62	1,000.00	51%
110587 · Miscellaneous- A	0.00	41.67	18.00	500.00	4%
110589 · Transfer to Contingency- A	0.00	0.00	0.00	0.00	#DIV/0!
110590 · Loan to Utility	0.00	0.00	0.00	0.00	#DIV/0!
	49,663.78	48,859.13	257,393.10	586,309.54	44%
115591 · Code Red- EM	0.00	375.00	0.00	4,500.00	0%
115593 · Dispatch- EM	0.00	3,000.00	42,036.65	36,000.00	117%
	0.00	3,375.00	42,036.65	40,500.00	104%
120300 · Uniforms- P	0.00	250.00	1,598.01	3,000.00	53%
120301 · Minor Tools	0.00	20.83	0.00	250.00	0%
120302 · Maint. of Radio's- P	450.00	20.83	545.00	250.00	218%
120303 · Medical Expenses- P	0.00	41.67	0.00	500.00	0%
120304 · Maintenance of Other	0.00	20.83	0.00	250.00	0%
120305 · Police Equipment- P	160.00	20.83	3,108.00	250.00	1243%
120306 · Court Costs- P	0.00	2,500.00	9,454.53	30,000.00	32%
120307 · Inspections/Cert. Fees- P	0.00	41.67	0.00	500.00	0%
120308 · Drug Seizure Exp.- P	0.00	0.00	0.00	0.00	#DIV/0!
120309 · Jail Expense	0.00	41.67	0.00	500.00	0%
120500 · Salary- P	17,904.07	21,724.82	109,117.23	260,697.86	42%
120510 · Overtime- P	5,817.88	625.00	22,883.58	7,500.00	305%
120512 · Contract Labor- P	0.00	416.67	600.00	5,000.00	12%
120525 · Health Insurance- P	3,004.60	2,992.90	7,811.96	35,914.80	22%
120530 · Workers Comp.- P	945.95	583.33	3,026.62	7,000.00	43%
120531 · Life Insurance- P	82.60	94.25	305.68	1,131.00	27%
120540 · Postage- P	0.00	58.33	77.69	700.00	11%
120541 · Office Supplies- P	0.00	104.17	110.54	1,250.00	9%
120543 · Operating Supplies- P	176.56	83.33	331.27	1,000.00	33%
120545 · Fuel- P	3,025.45	1,166.67	8,883.03	14,000.00	63%
120550 · Equipment Rental- P	0.00	208.33	0.00	2,500.00	0%

120551 · Maint. of Building- P	0.00	41.67	165.99	500.00	33%
120553 · Maint. of Auto's- P	0.00	583.33	1,206.54	7,000.00	17%
120560 · Grant Expense- P	0.00	0.00	0.00	0.00	#DIV/0!
120561 · Office Equip.- P	0.00	0.00	0.00	0.00	#DIV/0!
120565 · Professional Services- P	1,430.97	708.33	10,700.91	8,500.00	126%
120578 · Auto Equipment- P	159.02	208.33	159.02	2,500.00	6%
120580 · Dues- P	0.00	20.83	0.00	250.00	0%
120581 · School Tuition- P	0.00	250.00	315.00	3,000.00	11%
120583 · Travel- P	0.00	83.33	0.00	1,000.00	0%
120584 · Communications- P	162.83	250.00	1,077.31	3,000.00	36%
120585 · Electricity- P	162.69	225.00	1,175.25	2,700.00	44%
120586 · Gas- P	239.68	83.33	516.00	1,000.00	52%
120600 · WC for Reserve Officers- P	0.00	0.45	0.00	5.41	0%
	33,722.30	33,470.73	183,169.16	401,649.07	46%

121300 · Uniforms- ACO	0.00	41.67	0.00	500.00	0%
121301 · Minor Tools- ACO	0.00	20.83	0.00	250.00	0%
121303 · Medical Expenses- ACO	0.00	208.33	0.00	2,500.00	0%
121307 · Inspection/Cert. Fees- ACO	0.00	12.50	0.00	150.00	0%
121310 · Chemical Supplies- ACO	0.00	20.83	396.03	250.00	158%
121311 · Supplies- ACO	0.00	0.00	0.00	0.00	#DIV/0!
121312 · Shop Equipment	0.00	25.00	0.00	300.00	0%
121500 · Salary- ACO	4,616.13	3,429.57	22,866.75	41,154.84	56%
121510 · Overtime- ACO	516.39	833.33	3,559.48	10,000.00	36%
121525 · Health Insurance- ACO	0.00	598.50	1,201.84	7,182.00	17%
121530 · Workers Comp.- ACO	945.95	208.33	3,026.62	2,500.00	121%
121531 · Life Insurance- ACO	0.00	18.85	58.35	226.20	26%
121541 · Office Supplies- ACO	0.00	20.83	0.00	250.00	0%
121543 · Operating Supplies- ACO	0.00	58.33	25.98	700.00	4%
121545 · Fuel- ACO	89.00	208.33	169.11	2,500.00	7%
121551 · Maint. of Building- ACO	0.00	208.33	0.00	2,500.00	0%
121553 · Maint. of Auto's- ACO	0.00	100.00	20.00	1,200.00	2%
121578 · Auto Equipment- ACO	0.00	0.00	0.00	0.00	#DIV/0!
121581 · School Tuition- ACO	0.00	50.00	0.00	600.00	0%
121583 · Travel- ACO	0.00	41.67	0.00	500.00	0%
121584 · Communications- ACO	0.00	50.00	144.05	600.00	24%
121585 · Electricity- ACO	364.85	250.00	1,526.53	3,000.00	51%
	6,532.32	6,405.23	32,994.74	76,863.04	43%

125200 · Court Technology- Ct	0.00	141.67	0.00	1,700.00	0%
125201 · Court Security- Ct	0.00	41.67	258.00	500.00	52%
125500 · Salary- Ct	5,760.92	5,090.49	30,548.14	61,085.83	50%
125525 · Health Insurance- Ct	600.92	598.58	1,802.76	7,182.96	25%
125530 · Workers Comp.- Ct.	945.95	25.00	3,026.62	300.00	1009%
125531 · Life Insurance- Ct.	20.65	18.85	79.00	226.20	35%
125541 · Office Supplies- Ct	0.00	83.33	175.81	1,000.00	18%

125565 · Professional Services- Ct	0.00	0.00	5,144.05	0.00	#DIV/0!
125574 · Liability Ins. Bonds- Ct	0.00	14.58	0.00	175.00	0%
125580 · Dues- Ct	2,257.14	8.33	2,257.14	100.00	2257%
125581 · School Tuition- Ct	75.00	83.33	565.00	1,000.00	57%
125583 · Travel- Ct	0.00	83.33	0.00	1,000.00	0%
125585 · Electricity- Ct	39.22	66.67	293.89	800.00	37%
	9,699.80	6,255.83	44,150.41	75,069.99	59%
130100 · Emergency Operating Center-	0.00	0.00	0.00	0.00	#DIV/0!
130205 · Drug Supplies- F/E	1,049.74	583.33	5,925.68	7,000.00	85%
130280 · WC Volunteer FF- F/E	0.00	291.67	0.00	3,500.00	0%
130300 · Uniforms- F/E	0.00	229.17	30.00	2,750.00	1%
130301 · Minor Tools- F/E	0.00	41.67	0.00	500.00	0%
130302 · Maint. of Radio's- F/E	0.00	20.83	0.00	250.00	0%
130303 · Medical Expenses- F/E	46.08	83.33	382.34	1,000.00	38%
130307 · Inspection/Cert. Fees- F/E	0.00	250.00	180.00	3,000.00	6%
130331 · Maint. of Equipment- F/E	0.00	41.67	2,250.00	500.00	450%
130345 · Maint. of Other- F/E	0.00	41.67	0.00	500.00	0%
130390 · EMS Equipment- F/E	0.00	1,500.00	918.89	18,000.00	5%
130500 · Salary- F/E	12,093.37	24,241.69	65,848.02	290,900.23	23%
130510 · Overtime - FE	14,935.83	0.00	75,752.94	0.00	#DIV/0!
130512 · Contract Labor- F/E	0.00	166.67	0.00	2,000.00	0%
130525 · Health Insurance- F/E	2,403.68	2,394.32	7,348.67	28,731.84	26%
130530 · Workers Comp.- F/E	945.95	1,104.17	3,026.62	13,250.00	23%
130531 · Life Insurance- F/E	82.60	75.40	305.67	904.80	34%
130540 · Postage- F/E	0.00	8.33	0.00	100.00	0%
130541 · Office Supplies- F/E	0.00	166.67	0.00	2,000.00	0%
130542 · Janitorial Supplies- F/E	0.00	166.67	370.00	2,000.00	19%
130543 · Operating Supplies- F/E	0.00	416.67	477.74	5,000.00	10%
130545 · Fuel- F/E	2,441.70	1,166.67	6,870.30	14,000.00	49%
130550 · Equipment Rental- F/E	1,240.06	0.00	2,414.33	0.00	#DIV/0!
130551 · Maint. of Building- F/E	0.00	0.00	490.50	0.00	#DIV/0!
130553 · Maint. of Auto's- F/E	9.50	291.67	1,987.46	3,500.00	57%
130565 · Professional Services- F/E	0.00	1,666.67	1,633.00	20,000.00	8%
130574 · Liability Ins. Bonds- F/E	0.00	5.83	0.00	70.00	0%
130580 · Dues- F/E	0.00	54.17	200.00	650.00	31%
130581 · School Tuition- F/E	0.00	41.67	271.48	500.00	54%
130583 · Travel- F/E	0.00	41.67	0.00	500.00	0%
130584 · Communications- F/E	162.83	208.33	701.09	2,500.00	28%
130585 · Electricity- F/E	419.81	291.67	1,766.02	3,500.00	50%
130586 · Gas- F/E	1,445.38	291.67	2,393.14	3,500.00	68%
	37,276.53	35,883.95	181,543.89	430,606.87	42%
140300 · Uniforms- St	0.00	83.33	0.00	1,000.00	0%
140301 · Minor Tools- St	0.00	20.83	129.81	250.00	52%
140309 · WC for Volunteers- St	0.00	10.83	0.00	130.00	0%

140310 · Chemical- St	0.00	45.83	0.00	550.00	0%
140312 · Shop Equipment- St	0.00	1,250.00	0.00	15,000.00	0%
140316 · Maint. of Shop Equipment- St	261.01	166.67	288.88	2,000.00	14%
140317 · Street Improvements- St	60.98	4,166.67	60.98	50,000.00	0%
140331 · Maint. of Equipment- St	0.00	1,208.33	47.18	14,500.00	0%
140332 · Maint. of Streets	0.00	2,000.00	0.00	24,000.00	0%
140500 · Salary- St	2,132.29	5,712.17	13,680.52	68,546.04	20%
140510 · Overtime- St	0.00	333.33	0.00	4,000.00	0%
140512 · Contract Labor- St	0.00	833.33	0.00	10,000.00	0%
140525 · Health Insurance- St.	1.40	598.58	1.40	7,182.96	0%
140530 · Workers Comp.- St.	945.95	458.33	3,026.62	5,500.00	55%
140531 · Life Insurance- St.	0.00	37.70	71.05	452.40	16%
140541 · Office Supplies- St	0.00	0.00	99.40	0.00	#DIV/0!
140543 · Operating Supplies- St	0.00	16.67	39.06	200.00	20%
140545 · Fuel- St	50.01	583.33	1,842.99	7,000.00	26%
140550 · Equipment Rental- St	0.00	104.17	0.00	1,250.00	0%
140553 · Maint. of Auto's- St	0.00	333.33	1,313.17	4,000.00	33%
140578 · Auto Equipment- St	0.00	0.00	25.00	0.00	#DIV/0!
140580 · Dues - St	0.00	0.00	0.00	0.00	#DIV/0!
140585 · Electricity- St	2,493.54	2,500.00	12,314.82	30,000.00	41%
	5,945.18	20,463.43	32,940.88	245,561.40	13%
150300 · Uniforms- L	0.00	0.00	0.00	0.00	#DIV/0!
150331 · Maint. of Machinery- L	0.00	41.67	0.00	500.00	0%
150500 · Salary- L	2,357.43	2,549.37	14,485.25	30,592.41	47%
150525 · Health Insurance- L	2.34	8.33	7.02	100.00	7%
150530 · Workers Comp.- L	945.94	12.50	3,026.61	150.00	2018%
150531 · Life Insurance- L	20.65	18.85	79.00	226.20	35%
150542 · Janitorial Supplies- L	0.00	41.67	100.98	500.00	20%
150543 · Operating Supplies- L	800.00	108.33	930.99	1,300.00	72%
150551 · Maint. of Building- L	0.00	83.33	263.63	1,000.00	26%
150574 · Liability Ins. Bonds- L	0.00	4.17	0.00	50.00	0%
150581 · School Tuition- L	0.00	100.00	0.00	1,200.00	0%
150583 · Travel- L	0.00	50.00	0.00	600.00	0%
150584 · Communications- L	162.82	62.50	462.46	750.00	62%
150585 · Electricity- L	42.08	54.17	265.68	650.00	41%
150586 · Gas- L	532.80	125.00	1,047.87	1,500.00	70%
	4,864.06	3,259.89	20,669.49	39,118.61	53%
155300 · Uniforms- Cem	0.00	41.67	175.00	500.00	35%
155301 · Minor Tools- Cem	0.00	83.33	151.46	1,000.00	15%
155331 · Maint. of Machinery- Cem	34.84	125.00	159.84	1,500.00	11%
155500 · Salary- Cem	3,158.09	3,297.20	18,838.72	39,566.41	48%
155510 · Overtime- Cem	0.00	20.83	0.00	250.00	0%
155512 · Contract Labor- Cem	0.00	416.67	0.00	5,000.00	0%
155525 · Health Insurance- Cem	600.92	598.58	1,802.76	7,182.96	25%

155530 · Workers Comp.- Cem.	945.94	250.00	3,026.60	3,000.00	101%
155531 · Life Insurance- Cem	20.65	18.85	79.00	226.20	35%
155542 · Janitorial Supplies- Cem	0.00	0.00	0.00	0.00	#DIV/0!
155543 · Operating Supplies- Cem	7.18	83.33	14.36	1,000.00	1%
155545 · Fuel- Cem	267.61	250.00	977.03	3,000.00	33%
155553 · Maint. of Auto's- Cem	0.00	125.00	596.05	1,500.00	40%
	5,035.23	5,310.46	25,820.82	63,725.57	41%
260123 · Transfer to General- S	0.00	15,552.78	0.00	186,633.38	0%
260155 · Republic Services Contract- S	22,226.70	23,333.33	117,018.72	280,000.00	42%
260160 · Sales Tax- S	2,864.04	2,750.00	14,295.97	33,000.00	43%
260300 · Uniforms- S	-8.86	41.67	-8.86	500.00	-2%
260331 · Repair/Maint. Equipment- S	0.00	125.00	91.29	1,500.00	6%
260500 · Sanitation Salary - S	2,430.11	2,629.81	14,901.13	31,557.71	47%
260510 · Sanitation Overtime - S	0.00	0.00	44.21	0.00	#DIV/0!
260512 · Contract Labor-S	0.00	41.67	0.00	500.00	0%
260525 · Health Ins. -S	0.00	0.00	2.80	0.00	#DIV/0!
260530 · Wokers Comp.- S	1,891.90	125.00	6,053.25	1,500.00	404%
260531 · Life Insurance- S	10.33	18.85	41.32	226.20	18%
260540 · Postage- S	115.38	187.50	999.21	2,250.00	44%
260543 · Operating Supplies- S	0.00	41.67	0.00	500.00	0%
260545 · Fuel- S	105.77	125.00	429.34	1,500.00	29%
260585 · Electricity- S	13.51	33.33	57.79	400.00	14%
	29,648.88	45,005.61	153,926.17	540,067.29	29%
270108 · Testing Expenses- W	0.00	750.00	1,727.42	9,000.00	19%
270123 · Transfer to General- W	0.00	13,727.50	0.00	164,730.00	0%
270171 · Maintenance of Shop Equip.- W	0.00	41.67	0.00	500.00	0%
270172 · ECWSD	69,099.43	78,833.33	336,277.75	946,000.00	36%
270185 · Lab Sample Fees- W	1,000.00	250.00	6,404.84	3,000.00	213%
270186 · Water Meters & Parts- W	0.00	416.67	2,533.80	5,000.00	51%
270187 · Maintenance of Water System	5,429.83	7,083.33	32,222.95	85,000.00	38%
270188 · Vehicle- W	0.00	2,083.33	9.50	25,000.00	0%
270190 · Engineering- W	0.00	625.00	4,408.81	7,500.00	59%
270300 · Uniforms- W	0.00	312.50	50.00	3,750.00	1%
270301 · Minor Tools- W	0.00	145.83	293.40	1,750.00	17%
270303 · Medical Expenses- W	0.00	20.83	0.00	250.00	0%
270307 · Inspections/Certs. -W	0.00	208.33	0.00	2,500.00	0%
270310 · Chemical Supplies- W	1,125.00	416.67	2,877.10	5,000.00	58%
270315 · Liability Ins. Bonds	0.00	208.33	0.00	2,500.00	0%
270330 · Machinery & Equipment- W	0.00	1,041.67	35.95	12,500.00	0%
270331 · Maintenance of Machinery- W	0.00	1,000.00	1,117.95	12,000.00	9%
270335 · Street Repair- W	0.00	1,041.67	185.19	12,500.00	1%
270500 · Water Salary - W	11,552.70	19,071.86	110,698.73	228,862.28	48%
270510 · Water Overtime - W	2,042.47	0.00	21,127.40	0.00	#DIV/0!
270512 · W-Contract Labor	0.00	1,666.67	1,920.00	20,000.00	10%

270525 · Health Ins. -W	2,260.02	2,992.50	6,187.58	35,910.00	17%
270530 · Wokers Comp.- W	1,891.90	475.00	6,053.26	5,700.00	106%
270531 · Life Insurance-W	40.65	94.25	226.50	1,131.00	20%
270540 · Postage- W	945.49	187.50	1,829.34	2,250.00	81%
270542 · Janitorial Supplies- W	0.00	41.67	39.95	500.00	8%
270543 · Operating Supplies- W	393.06	166.67	1,324.69	2,000.00	66%
270545 · Fuel- W	1,204.19	833.33	5,808.91	10,000.00	58%
270550 · Rental of Equipment- W	1,400.37	250.00	5,297.26	3,000.00	177%
270551 · Maintenance of Buildings- W	0.00	83.33	952.28	1,000.00	95%
270553 · Maintenance of Auto's- W	614.75	1,000.00	5,261.71	12,000.00	44%
270560 · Grant Expense- W	0.00	6,250.00	0.00	75,000.00	0%
270575 · Legal- W	0.00	41.67	0.00	500.00	0%
270576 · Auditor- W	0.00	1,166.67	0.00	14,000.00	0%
270578 · Auto Equipment- W	210.45	0.00	627.50	0.00	#DIV/0!
270580 · Dues- W	146.75	541.67	7,052.34	6,500.00	108%
270581 · School Tuition- W	0.00	166.67	722.50	2,000.00	36%
270583 · Travel Expenses- W	0.00	41.67	85.20	500.00	17%
270584 · Communication- W	278.14	225.00	1,437.43	2,700.00	53%
270585 · Electricy- W	922.51	625.00	3,190.05	7,500.00	43%
270589 · Contingency- W	0.00	11,985.09	0.00	143,821.08	0%
	100,557.71	156,112.88	567,987.29	1,873,354.36	30%

272123 · Transfer to General- WW	0.00	13,727.50	0.00	164,730.00	0%
272174 · Wastewater Services- WW	0.00	2,916.67	4,989.35	35,000.00	14%
272175 · TCEQ Fines- WW	0.00	0.00	0.00	0.00	#DIV/0!
272176 · Maint. Wastewater System- W\	0.00	2,916.67	21,883.58	35,000.00	63%
272185 · Lab Sample Fees- WW	0.00	791.67	3,101.00	9,500.00	33%
272190 · Engineering- WW	0.00	166.67	0.00	2,000.00	0%
272300 · Uniforms- WW	0.00	125.00	277.20	1,500.00	18%
272301 · Minor Tools- WW	0.00	41.67	104.07	500.00	21%
272303 · Medical Expenses- WW	0.00	41.67	0.00	500.00	0%
272307 · Inspections/Certs.- WW	0.00	208.33	0.00	2,500.00	0%
272310 · Chemical Supplies- WW	0.00	2,500.00	14,625.00	30,000.00	49%
272330 · Machinery & Equipment- WW	0.00	2,083.33	0.00	25,000.00	0%
272331 · Maintenance of Machinery- W\	0.00	1,041.67	401.33	12,500.00	3%
272335 · Street Repair- WW	0.00	0.00	0.00	0.00	#DIV/0!
272500 · Wastewater Salary - WW	4,406.02	6,938.73	29,008.89	83,264.71	35%
272510 · Wastewater Overtime - WW	638.94	0.00	2,998.22	0.00	#DIV/0!
272512 · WW-Contract Labor	0.00	333.33	1,884.00	4,000.00	47%
272525 · Health Ins. -WW	1,201.84	1,000.00	3,329.54	12,000.00	28%
272530 · Wokers Comp.- WW	1,891.90	475.00	6,053.24	5,700.00	106%
272531 · Life Insurance- WW	41.30	37.70	123.90	452.40	27%
272540 · Postage- WW	115.38	166.67	999.20	2,000.00	50%
272542 · Janitorial Supplies- WW	0.00	41.67	0.00	500.00	0%
272543 · Operating Supplies- WW	0.00	83.33	150.77	1,000.00	15%
272545 · Fuel- WW	641.23	666.67	4,143.68	8,000.00	52%

272550 · Rental of Equipment- WW	0.00	62.50	0.00	750.00	0%
272551 · Maintenance of Buildings- WW	0.00	104.17	187.00	1,250.00	15%
272553 · Maintenance of Auto's- WW	70.17	333.33	1,404.25	4,000.00	35%
272560 · Grant Expense- WW	0.00	0.00	0.00	0.00	#DIV/0!
272580 · Dues- WW	1,800.97	333.33	1,818.37	4,000.00	45%
272581 · School Tuition- WW	0.00	166.67	0.00	2,000.00	0%
272583 · Travel Expenses- WW	17.40	83.33	478.45	1,000.00	48%
272584 · Communication- WW	278.14	250.00	1,437.43	3,000.00	48%
272585 · Electricity- WW	1,817.78	1,833.33	8,006.69	22,000.00	36%
	12,921.07	39,470.61	107,405.16	473,647.11	23%
280150 · Contract Services- UB	0.00	291.67	0.00	3,500.00	0%
280500 · Salaries- UB	3,672.78	5,701.08	24,683.74	68,412.91	36%
280510 · Overtime - UB	0.00	0.00	168.54	0.00	#DIV/0!
280525 · Health Ins. -UB	1,201.84	1,197.16	3,605.52	14,365.92	25%
280530 · Wokers Comp.- U	1,891.89	58.33	6,053.23	700.00	865%
280531 · Life Insurance- UB	41.30	37.70	123.90	452.40	27%
280540 · Postage- UB	0.00	250.00	275.00	3,000.00	9%
280541 · Office Supplies- UB	0.00	416.67	798.92	5,000.00	16%
280542 · Janitorial Supplies- UB	0.00	125.00	0.00	1,500.00	0%
280543 · Operating Supplies- UB	0.00	41.67	64.95	500.00	13%
280550 · Rental of Equipment- UB	0.00	625.00	0.00	7,500.00	0%
280552 · Maint. Office Equipment- UB	0.00	41.67	0.00	500.00	0%
280561 · Office Equipment- UB	0.00	83.33	25.98	1,000.00	3%
280562 · Bank Account Fees- UB	190.00	83.33	973.00	1,000.00	97%
280565 · Professional Services- UB	0.00	666.67	6,758.85	8,000.00	84%
Total Expense	6,997.81	9,619.28	43,531.63	115,431.23	38%
Net Ordinary Income	302,864.67	413,492.03	1,693,569.39	4,961,904.08	34%
	31,223.30	-0.04	120,827.60	0.00	

3:40 PM

07/05/23

Accrual Basis

City of Ranger
Expenses by Vendor Summary
February 2023

	<u>Feb 23</u>
Airgas USA, LLC	2,335.88
Amegy Bank of Texas	35,137.00
American Communications	69,017.94
Atmos Energy	2,454.55
Benchmark Business Solutions	458.09
Biblionix	800.00
BOKF	83,542.50
Darwin Archer	4,000.00
DSHS Reg. Prog.	690.00
Eastland County Veterinary Clinic	307.00
Eastland County Water Supply District	69,099.43
FFB Cardmember Services	2,267.32
First Financial Bank	190.00
George Leal	125.50
Heavenly Landscapes & Irrigation	1,266.00
Hydro Plus, LLC	1,125.00
Impact Promotional Services, LLC	5,273.11
Jacob & Martin, LTD	4,163.83
Jive Communications Inc.	1,207.59
Kennedy Computer Solutions Inc.	8,543.94
LCRA	1,000.00
Midwest Radar & Equipment	160.00
Motorola Solutions	450.00
O'Reilly Auto Parts	159.02
Pest Patrol	75.00
Ranger City Bond Construction Fund	10,000.00
Ranger Economic Development Corp	5,541.22
Ranger Municipal Court	3,434.00
Ranger Street Maintenance Fund	5,541.22
Republic Services	21,239.20
Ross/Gannaway, PLLC	1,677.50
Standard Insurance Company	423.33
Texas Commission on Environmental Quality	1,947.72
Texas Comptroller of Public Accounts	2,864.04
Texas Social Security Program	35.00
The Knight Law Firm, LLP	2,895.00
Tindall's Hardware	103.00
TML Health Benefits Pool	12,562.40
TML Intergovernmental Risk Pool	15,135.17
TWDB Debt Service Fund	4,000.00
TXU Energy	6,588.67
Tyler Technologies	2,257.14
U.S. Rentals	1,400.37
United States Postal Service	346.15
US Bank Voyager Fleet Systems	7,167.51
W.E. Greenwood Auto Parts	609.29
TOTAL	<u>397,616.63</u>

Profit & Loss Budget Performance

March 2023

	Mar 23	Budget	Oct '22 - Mar 23	Annual Budget	
Ordinary Income/Expense					
Income					
CEMETERY					
100409 · Cemetery Lots Sale	535.00	225.00	3,665.00	2,700.00	136%
100410 · Cemetery Lot Location	60.00	16.67	365.00	200.00	183%
Total CEMETERY	595.00	241.67	4,030.00	2,900.00	139%
EMS Income					
100412 · EMS County Subsidy	0.00	1,750.00	10,500.00	21,000.00	50%
100413 · EMS Fees	13,877.80	10,416.67	92,446.01	125,000.00	74%
Total EMS Income	13,877.80	12,166.67	102,946.01	146,000.00	71%
SALES TAX REVENUE					
Mixed Beverage	0.00	0.00	1,506.07	0.00	150%
100422 · Sales Tax	41,404.49	39,583.33	249,460.08	475,000.00	53%
Total SALES TAX REVENUE	41,404.49	39,583.33	250,966.15	475,000.00	53%
Treasury	0.00		2,387.00		
UTILITY REVENUE					
Utility Tap Fee	0.00	291.67	0.00	3,500.00	0
200470 · Sewer Revenue					
1-46005 · Bulk Sewer Sales	464.00		761.00		
200470 · Sewer Revenue - Other	43,694.67	48,333.33	274,393.73	580,000.00	47%
Total 200470 · Sewer Revenue	44,158.67	48,333.33	275,154.73	580,000.00	47%
200471 · Water Revenue					
1-46010 · Bulk Water Sales	85.00		13,314.05		#DIV/0!
1-46011 · Contract Water Sales	25,022.35		147,282.10		#DIV/0!
200471 · Water Revenue - Other	87,554.24	120,833.33	500,420.05	1,450,000.00	35%
Total 200471 · Water Revenue	112,661.59	120,833.33	661,016.20	1,450,000.00	46%
200474 · Service Charges	300.00	583.33	2,251.15	7,000.00	32%
200475 · Turn on/off Charges	864.00	833.33	5,679.19	10,000.00	57%
200477 · Sanitation Revenue	42,800.21	46,110.00	261,763.84	553,320.00	47%
200480 · Penalties	4,344.80	3,083.33	20,903.10	37,000.00	56%
200485 · Unapplied Payments	75.36	1,250.00	5,272.51	15,000.00	35%
Total UTILITY REVENUE	205,204.63	221,318.32	1,232,040.72	2,655,820.00	46%
1-42300 · Court Collections - General	0.00	0.00	14,974.00	0.00	#DIV/0!
1-42500 · Police Reports	0.00		6.00		#DIV/0!
100402 · Municipal Court Fines	4,381.00	6,250.00	20,085.10	75,000.00	27%
100405 · Permits & Licenses Fees	5.00	33.33	432.50	400.00	108%
100406 · Records Preservation Fee	5.00	3.33	54.00	40.00	135%
100407 · Birth Certificates	225.00	64.58	423.00	775.00	55%
100408 · Death Certificates	0.00	4.17	29.00	50.00	58%
100411 · Community Center Rental	25.00	54.17	275.00	650.00	42%
100414 · Federal Fuel Tax Refund	237.19	333.33	2,232.89	4,000.00	56%
100415 · Office Supplies - Income	0.00	22.92	264.00	275.00	96%
100417 · 42100- Airport Electricity Reim	500.00	141.67	500.00	1,700.00	29%

100418 · Cell Tower Lease	1,250.00	1,250.00	7,500.00	15,000.00	50%
100420 · Franchise Fees	104,638.77	9,166.67	113,950.40	110,000.00	104%
100421 · Birth & Death Certificates	0.00	0.00	247.00	0.00	#DIV/0!
100424 · AD-VALOREM TAX					#DIV/0!
100416 · PILOT Funds	0.00	1,500.00	0.00	18,000.00	0%
100424 · AD-VALOREM TAX - Other	59,348.06	39,070.83	405,912.16	468,850.00	87%
Total 100424 · AD-VALOREM TAX	59,348.06	40,570.83	405,912.16	486,850.00	83%
100425 · Interest	487.50	119.17	2,349.32	1,430.00	164%
100426 · Contingency	0.00	35,160.06	0.00	421,920.70	0%
100437 · Transfer from Utility	0.00	43,007.78	0.00	516,093.38	0%
200405 · Permits- U	0.00	0.00	30.00	0.00	#DIV/0!
200425 · Interest- U	1,007.03	0.00	1,737.24	0.00	#DIV/0!
200427 · Grant Revenue- U	0.00	0.00	45,000.00	0.00	#DIV/0!
200430 · Sale of Assets- U	0.00	208.33	0.00	2,500.00	0%
200434 · Misc Income- U	0.00	208.33	23,800.76	2,500.00	952%
200472 · Water Tap	-1,450.00	0.00	-1,450.00	0.00	#DIV/0!
200473 · Wastewater Tap	-750.00	0.00	-750.00	0.00	#DIV/0!
200478 · Sanitation Tax - Income	2,776.79	2,750.00	16,913.00	33,000.00	51%
200479 · Collection Station Fees	744.00	833.33	2,024.00	10,000.00	20%
Total Income	434,512.26	413,491.99	2,248,909.25	4,961,904.08	45%
Gross Profit	434,512.26	413,491.99	2,248,909.25	4,961,904.08	45%
Expense					
110500 · Salary- A	8,484.07	10,807.31	68,630.67	129,687.68	53%
110510 · Overtime- A	0.00	0.00	2,437.27	0.00	#DIV/0!
110525 · Health Insurance- A	5,210.28	1,197.00	8,975.80	14,364.00	62%
110530 · Workers Comp.- A	498.02	104.17	3,524.66	1,250.00	282%
110531 · Life Insurance- A	54.75	37.70	234.05	452.40	52%
110532 · Commissioner Stipend-A	0.00	108.33	0.00	1,300.00	0%
110533 · WC for Volunteers/Commission-	0.00	4.67	0.00	56.00	0%
110540 · Postage- A	0.00	41.67	0.00	500.00	0%
110541 · Office Supplies- A	144.13	208.33	969.37	2,500.00	39%
110542 · Janitorial Supplies- A	0.00	125.00	75.45	1,500.00	5%
110543 · Operating Supplies- A	0.00	62.50	223.58	750.00	30%
110545 · Fuel- A	0.00	125.00	441.86	1,500.00	29%
110550 · Rental/Lease of Equip- A	918.55	333.33	2,845.24	4,000.00	71%
110551 · Maint. of Building- A	0.00	416.67	572.54	5,000.00	11%
110552 · Maint. of Office Equip.- A	1,209.99	8.33	1,339.97	100.00	1340%
110553 · Maint. of Auto's- A	7.00	41.67	77.00	500.00	15%
110560 · Grant Expense- A	0.00	0.00	4,614.94	0.00	#DIV/0!
110561 · Office Equip.- A	0.00	83.33	116.23	1,000.00	12%
110562 · Bank Account Fees- A	9.00	8.33	15.00	100.00	15%
110563 · Election Services- A	0.00	500.00	6,000.00	6,000.00	100%
110565 · Professional Services- A	59.54	375.00	15,975.02	4,500.00	355%
110566 · Eastland Co. Crisis Center	0.00	208.33	0.00	2,500.00	0%
110568 · Advertising- A	208.00	125.00	1,287.00	1,500.00	86%
110569 · Incode- A	0.00	125.00	0.00	1,500.00	0%

110570 · Vehicle Lease Trx	0.00	5,000.00	15,000.00	60,000.00	25%
110571 · Economic Development	5,086.62	4,687.50	31,039.30	56,250.00	55%
110572 · Street Fund	5,086.62	4,687.50	31,039.30	56,250.00	55%
110573 · Utility Sales Tax Trx	14,000.00	14,000.00	84,000.00	168,000.00	50%
110575 · Legal- A	2,849.50	1,666.67	11,925.50	20,000.00	60%
110576 · Audit- A	0.00	1,166.67	0.00	14,000.00	0%
110577 · Appraisal District- A	5,287.30	1,670.79	10,509.47	20,049.46	52%
110578 · Auto Equipment- A	0.00	0.00	0.00	0.00	#DIV/0!
110579 · Survery Expenses- A	0.00	0.00	0.00	0.00	#DIV/0!
110580 · Dues- A	616.80	16.67	766.20	200.00	383%
110581 · School Tuition- A	75.00	208.33	749.05	2,500.00	30%
110582 · Meals- A	0.00	83.33	92.50	1,000.00	9%
110583 · Travel- A	0.00	208.33	1,103.51	2,500.00	44%
110584 · Communications- A	276.51	125.00	883.55	1,500.00	59%
110585 · Electricity- A	527.00	166.67	2,007.13	2,000.00	100%
110586 · Gas- A	0.00	83.33	512.62	1,000.00	51%
110587 · Miscellaneous- A	0.00	41.67	18.00	500.00	4%
110589 · Transfer to Contingency- A	0.00	0.00	0.00	0.00	#DIV/0!
110590 · Loan to Utility	0.00	0.00	0.00	0.00	#DIV/0!
	50,608.68	48,859.13	308,001.78	586,309.54	53%
115591 · Code Red- EM	3,474.02	375.00	3,474.02	4,500.00	77%
115593 · Dispatch- EM	0.00	3,000.00	42,036.65	36,000.00	117%
	3,474.02	3,375.00	45,510.67	40,500.00	112%
120300 · Uniforms- P	183.83	250.00	1,781.84	3,000.00	59%
120301 · Minor Tools	66.06	20.83	66.06	250.00	26%
120302 · Maint. of Radio's- A	0.00	20.83	545.00	250.00	218%
120303 · Medical Expenses- A	0.00	41.67	0.00	500.00	0%
120304 · Maintenance of Other	0.00	20.83	0.00	250.00	0%
120305 · Police Equipment- P	0.00	20.83	3,108.00	250.00	1243%
120306 · Court Costs- P	0.00	2,500.00	9,454.53	30,000.00	32%
120307 · Inspections/Cert. Fees- P	0.00	41.67	0.00	500.00	0%
120308 · Drug Seizure Exp.- P	0.00	0.00	0.00	0.00	#DIV/0!
120309 · Jail Expense	0.00	41.67	0.00	500.00	0%
120500 · Salary- P	20,821.38	21,724.82	129,938.61	260,697.86	50%
120510 · Overtime- P	5,703.88	625.00	28,587.46	7,500.00	381%
120512 · Contract Labor- P	0.00	416.67	600.00	5,000.00	12%
120525 · Health Insurance- P	9,013.80	2,992.90	16,825.76	35,914.80	47%
120530 · Workers Comp.- P	498.01	583.33	3,524.63	7,000.00	50%
120531 · Life Insurance- P	150.80	94.25	456.48	1,131.00	40%
120540 · Postage- P	161.63	58.33	239.32	700.00	34%
120541 · Office Supplies- P	0.00	104.17	110.54	1,250.00	9%
120543 · Operating Supplies- P	159.96	83.33	491.23	1,000.00	49%
120545 · Fuel- P	1,602.01	1,166.67	10,485.04	14,000.00	75%
120550 · Equipment Rental- P	0.00	208.33	0.00	2,500.00	0%

120551 · Maint. of Building- P	0.00	41.67	165.99	500.00	33%
120553 · Maint. of Auto's- P	1,879.04	583.33	3,085.58	7,000.00	44%
120560 · Grant Expense- P	0.00	0.00	0.00	0.00	#DIV/0!
120561 · Office Equip.- P	0.00	0.00	0.00	0.00	#DIV/0!
120565 · Professional Services- P	1,124.00	708.33	11,824.91	8,500.00	139%
120578 · Auto Equipment- P	0.00	208.33	159.02	2,500.00	6%
120580 · Dues- P	0.00	20.83	0.00	250.00	0%
120581 · School Tuition- P	0.00	250.00	315.00	3,000.00	11%
120583 · Travel- P	0.00	83.33	0.00	1,000.00	0%
120584 · Communications- P	427.90	250.00	1,505.21	3,000.00	50%
120585 · Electricity- P	274.92	225.00	1,450.17	2,700.00	54%
120586 · Gas- P	0.00	83.33	516.00	1,000.00	52%
120600 · WC for Reserve Officers- P	0.00	0.45	0.00	5.41	0%
	<hr/>	<hr/>	<hr/>	<hr/>	<hr/>
	42,067.22	33,470.73	225,236.38	401,649.07	56%

121300 · Uniforms- ACO	60.00	41.67	60.00	500.00	12%
121301 · Minor Tools- ACO	0.00	20.83	0.00	250.00	0%
121303 · Medical Expenses- ACO	0.00	208.33	0.00	2,500.00	0%
121307 · Inspection/Cert. Fees- ACO	0.00	12.50	0.00	150.00	0%
121310 · Chemical Supplies- ACO	0.00	20.83	396.03	250.00	158%
121311 · Supplies- ACO	0.00	0.00	0.00	0.00	#DIV/0!
121312 · Shop Equipment	0.00	25.00	0.00	300.00	0%
121500 · Salary- ACO	3,235.62	3,429.57	26,102.37	41,154.84	63%
121510 · Overtime- ACO	279.36	833.33	3,838.84	10,000.00	38%
121525 · Health Insurance- ACO	0.00	598.50	1,201.84	7,182.00	17%
121530 · Workers Comp.- ACO	498.01	208.33	3,524.63	2,500.00	141%
121531 · Life Insurance- ACO	37.70	18.85	96.05	226.20	42%
121541 · Office Supplies- ACO	0.00	20.83	0.00	250.00	0%
121543 · Operating Supplies- ACO	0.00	58.33	25.98	700.00	4%
121545 · Fuel- ACO	106.00	208.33	275.11	2,500.00	11%
121551 · Maint. of Building- ACO	0.00	208.33	0.00	2,500.00	0%
121553 · Maint. of Auto's- ACO	40.78	100.00	60.78	1,200.00	5%
121578 · Auto Equipment- ACO	0.00	0.00	0.00	0.00	#DIV/0!
121581 · School Tuition- ACO	0.00	50.00	0.00	600.00	0%
121583 · Travel- ACO	0.00	41.67	0.00	500.00	0%
121584 · Communications- ACO	265.07	50.00	409.12	600.00	68%
121585 · Electricity- ACO	630.80	250.00	2,157.33	3,000.00	72%
	<hr/>	<hr/>	<hr/>	<hr/>	<hr/>
	5,153.34	6,405.23	38,148.08	76,863.04	50%

125200 · Court Technology- Ct	0.00	141.67	0.00	1,700.00	0%
125201 · Court Security- Ct	0.00	41.67	258.00	500.00	52%
125500 · Salary- Ct	5,756.93	5,090.49	36,305.07	61,085.83	59%
125525 · Health Insurance- Ct	1,802.76	598.58	3,605.52	7,182.96	50%
125530 · Workers Comp.- Ct.	498.01	25.00	3,524.63	300.00	1175%
125531 · Life Insurance- Ct.	37.70	18.85	116.70	226.20	52%
125541 · Office Supplies- Ct	0.00	83.33	175.81	1,000.00	18%

125565 · Professional Services- Ct	393.80	0.00	5,537.85	0.00	#DIV/0!
125574 · Liability Ins. Bonds- Ct	0.00	14.58	0.00	175.00	0%
125580 · Dues- Ct	0.00	8.33	2,257.14	100.00	2257%
125581 · School Tuition- Ct	75.00	83.33	640.00	1,000.00	64%
125583 · Travel- Ct	375.55	83.33	375.55	1,000.00	38%
125585 · Electricity- Ct	72.04	66.67	365.93	800.00	46%
	9,011.79	6,255.83	53,162.20	75,069.99	71%
130100 · Emergency Operating Center- F/	0.00	0.00	0.00	0.00	#DIV/0!
130205 · Drug Supplies- F/E	2,564.74	583.33	8,490.42	7,000.00	121%
130280 · WC Volunteer FF- F/E	0.00	291.67	0.00	3,500.00	0%
130300 · Uniforms- F/E	149.00	229.17	179.00	2,750.00	7%
130301 · Minor Tools- F/E	0.00	41.67	0.00	500.00	0%
130302 · Maint. of Radio's- F/E	0.00	20.83	0.00	250.00	0%
130303 · Medical Expenses- F/E	35.04	83.33	417.38	1,000.00	42%
130307 · Inspection/Cert. Fees- F/E	0.00	250.00	180.00	3,000.00	6%
130331 · Maint. of Equipment- F/E	0.00	41.67	2,250.00	500.00	450%
130345 · Maint. of Other- F/E	394.24	41.67	394.24	500.00	79%
130390 · EMS Equipment- F/E	553.61	1,500.00	1,472.50	18,000.00	8%
130500 · Salary- F/E	9,346.93	24,241.69	75,194.95	290,900.23	26%
130510 · Overtime - F/E	16,048.07	0.00	91,801.01	0.00	#DIV/0!
130512 · Contract Labor- F/E	750.00	166.67	750.00	2,000.00	38%
130525 · Health Insurance- F/E	7,211.04	2,394.32	14,559.71	28,731.84	51%
130530 · Workers Comp.- F/E	498.01	1,104.17	3,524.63	13,250.00	27%
130531 · Life Insurance- F/E	150.80	75.40	456.47	904.80	50%
130540 · Postage- F/E	72.50	8.33	72.50	100.00	73%
130541 · Office Supplies- F/E	0.00	166.67	0.00	2,000.00	0%
130542 · Janitorial Supplies- F/E	462.50	166.67	832.50	2,000.00	42%
130543 · Operating Supplies- F/E	0.00	416.67	477.74	5,000.00	10%
130545 · Fuel- F/E	1,029.98	1,166.67	7,900.28	14,000.00	56%
130550 · Equipment Rental- F/E	709.64	0.00	3,123.97	0.00	#DIV/0!
130551 · Maint. of Building- F/E	0.00	0.00	490.50	0.00	#DIV/0!
130553 · Maint. of Auto's- F/E	116.60	291.67	2,104.06	3,500.00	60%
130565 · Professional Services- F/E	0.00	1,666.67	1,633.00	20,000.00	8%
130574 · Liability Ins. Bonds- F/E	0.00	5.83	0.00	70.00	0%
130580 · Dues- F/E	0.00	54.17	200.00	650.00	31%
130581 · School Tuition- F/E	0.00	41.67	271.48	500.00	54%
130583 · Travel- F/E	0.00	41.67	0.00	500.00	0%
130584 · Communications- F/E	427.90	208.33	1,128.99	2,500.00	45%
130585 · Electricity- F/E	1,223.11	291.67	2,989.13	3,500.00	85%
130586 · Gas- F/E	0.00	291.67	2,393.14	3,500.00	68%
	41,743.71	35,883.95	223,287.60	430,606.87	52%
140300 · Uniforms- St	0.00	83.33	0.00	1,000.00	0%
140301 · Minor Tools- St	0.00	20.83	129.81	250.00	52%
140309 · WC for Volunteers- St	0.00	10.83	0.00	130.00	0%

140310 · Chemical- St	0.00	45.83	0.00	550.00	0%
140312 · Shop Equipment- St	0.00	1,250.00	0.00	15,000.00	0%
140316 · Maint. of Shop Equipment- St	90.00	166.67	378.88	2,000.00	19%
140317 · Street Improvements- St	0.00	4,166.67	60.98	50,000.00	0%
140331 · Maint. of Equipment- St	93.72	1,208.33	140.90	14,500.00	1%
140332 · Maint. of Streets	0.00	2,000.00	0.00	24,000.00	0%
140500 · Salary- St	1,505.67	5,712.17	15,186.19	68,546.04	22%
140510 · Overtime- St	53.24	333.33	53.24	4,000.00	1%
140512 · Contract Labor- St	0.00	833.33	0.00	10,000.00	0%
140525 · Health Insurance- St.	0.00	598.58	1.40	7,182.96	0%
140530 · Workers Comp.- St.	498.01	458.33	3,524.63	5,500.00	64%
140531 · Life Insurance- St.	71.05	37.70	142.10	452.40	31%
140541 · Office Supplies- St	0.00	0.00	99.40	0.00	#DIV/0!
140543 · Operating Supplies- St	6.99	16.67	46.05	200.00	23%
140545 · Fuel- St	0.00	583.33	1,842.99	7,000.00	26%
140550 · Equipment Rental- St	0.00	104.17	0.00	1,250.00	0%
140553 · Maint. of Auto's- St	0.00	333.33	1,313.17	4,000.00	33%
140578 · Auto Equipment- St	20.00	0.00	45.00	0.00	#DIV/0!
140580 · Dues- St	100.00	0.00	100.00	0.00	#DIV/0!
140585 · Electricity- St	4,907.42	2,500.00	17,222.24	30,000.00	57%
	7,346.10	20,463.43	40,286.98	245,561.40	16%
150300 · Uniforms- L	0.00	0.00	0.00	0.00	#DIV/0!
150331 · Maint. of Machinery- L	0.00	41.67	0.00	500.00	0%
150500 · Salary- L	2,335.34	2,549.37	16,820.59	30,592.41	55%
150525 · Health Insurance- L	7.02	8.33	14.04	100.00	14%
150530 · Workers Comp.- L	498.01	12.50	3,524.62	150.00	2350%
150531 · Life Insurance- L	37.70	18.85	116.70	226.20	52%
150542 · Janitorial Supplies- L	0.00	41.67	100.98	500.00	20%
150543 · Operating Supplies- L	0.00	108.33	930.99	1,300.00	72%
150551 · Maint. of Building- L	16.99	83.33	280.62	1,000.00	28%
150574 · Liability Ins. Bonds- L	0.00	4.17	0.00	50.00	0%
150581 · School Tuition- L	0.00	100.00	0.00	1,200.00	0%
150583 · Travel- L	0.00	50.00	0.00	600.00	0%
150584 · Communications- L	162.82	62.50	625.28	750.00	83%
150585 · Electricity- L	79.56	54.17	345.24	650.00	53%
150586 · Gas- L	0.00	125.00	1,047.87	1,500.00	70%
	3,137.44	3,259.89	23,806.93	39,118.61	61%
155300 · Uniforms- Cem	175.84	41.67	350.84	500.00	70%
155301 · Minor Tools- Cem	133.99	83.33	285.45	1,000.00	29%
155331 · Maint. of Machinery- Cem	22.99	125.00	182.83	1,500.00	12%
155500 · Salary- Cem	3,138.49	3,297.20	21,977.21	39,566.41	56%
155510 · Overtime- Cem	0.00	20.83	0.00	250.00	0%
155512 · Contract Labor- Cem	0.00	416.67	0.00	5,000.00	0%
155525 · Health Insurance- Cem	1,802.76	598.58	3,605.52	7,182.96	50%

155530 · Workers Comp.- Cem.	498.01	250.00	3,524.61	3,000.00	117%
155531 · Life Insurance- Cem	37.70	18.85	116.70	226.20	52%
155542 · Janitorial Supplies- Cem	0.00	0.00	0.00	0.00	#DIV/0!
155543 · Operating Supplies- Cem	29.90	83.33	44.26	1,000.00	4%
155545 · Fuel- Cem	198.75	250.00	1,175.78	3,000.00	39%
155553 · Maint. of Auto's- Cem	9.50	125.00	605.55	1,500.00	40%
	6,047.93	5,310.46	31,868.75	63,725.57	50%
260123 · Transfer to General- S	0.00	15,552.78	0.00	186,633.38	0%
260155 · Republic Services Contract- S	44,773.45	23,333.33	161,792.17	280,000.00	58%
260160 · Sales Tax- S	2,855.41	2,750.00	17,151.38	33,000.00	52%
260300 · Uniforms- S	338.86	41.67	330.00	500.00	66%
260331 · Repair/Maint. Equipment- S	186.21	125.00	277.50	1,500.00	19%
260500 · Sanitation Salary - S	2,399.72	2,629.81	17,300.85	31,557.71	55%
260510 · Sanitation Overtime - S	0.00	0.00	44.21	0.00	
260512 · Contract Labor-S	0.00	41.67	0.00	500.00	0%
260525 · Health Ins. -S	4.20	0.00	7.00	0.00	#DIV/0!
260530 · Wokers Comp.- S	996.02	125.00	7,049.27	1,500.00	470%
260531 · Life Insurance- S	20.66	18.85	61.98	226.20	27%
260540 · Postage- S	115.15	187.50	1,114.36	2,250.00	50%
260543 · Operating Supplies- S	55.94	41.67	55.94	500.00	11%
260545 · Fuel- S	73.10	125.00	502.44	1,500.00	33%
260585 · Electricity- S	13.92	33.33	71.71	400.00	18%
	51,832.64	45,005.61	205,758.81	540,067.29	38%
270108 · Testing Expenses- W	0.00	750.00	1,727.42	9,000.00	19%
270123 · Transfer to General- W	0.00	13,727.50	0.00	164,730.00	0%
270171 · Maintenance of Shop Equip.- W	0.00	41.67	0.00	500.00	0%
270172 · ECWSD	65,896.23	78,833.33	402,173.98	946,000.00	43%
270185 · Lab Sample Fees- W	873.92	250.00	7,278.76	3,000.00	243%
270186 · Water Meters & Parts- W	2,455.75	416.67	4,989.55	5,000.00	100%
270187 · Maintenance of Water System	5,029.20	7,083.33	37,252.15	85,000.00	44%
270188 · Vehicle- W	34.50	2,083.33	44.00	25,000.00	0%
270190 · Engineering- W	862.50	625.00	5,271.31	7,500.00	70%
270300 · Uniforms- W	199.98	312.50	249.98	3,750.00	7%
270301 · Minor Tools- W	78.63	145.83	372.03	1,750.00	21%
270303 · Medical Expenses- W	0.00	20.83	0.00	250.00	0%
270307 · Inspections/Certs. -W	0.00	208.33	0.00	2,500.00	0%
270310 · Chemical Supplies- W	352.00	416.67	3,229.10	5,000.00	65%
270315 · Liability Ins. Bonds	0.00	208.33	0.00	2,500.00	0%
270330 · Machinery & Equipment- W	0.00	1,041.67	35.95	12,500.00	0%
270331 · Maintenance of Machinery- W	2,551.84	1,000.00	3,669.79	12,000.00	31%
270335 · Street Repair- W	0.00	1,041.67	185.19	12,500.00	1%
270500 · Water Salary - W	10,211.83	19,071.86	120,910.56	228,862.28	53%
270510 · Water Overtime - W	1,458.82	0.00	22,586.22	0.00	#DIV/0!
270512 · W-Contract Labor	0.00	1,666.67	1,920.00	20,000.00	10%

270525 · Health Ins. -W	4,067.46	2,992.50	10,255.04	35,910.00	29%
270530 · Wokers Comp.- W	996.02	475.00	7,049.28	5,700.00	124%
270531 · Life Insurance-W	41.30	94.25	267.80	1,131.00	24%
270540 · Postage- W	139.78	187.50	1,969.12	2,250.00	88%
270542 · Janitorial Supplies- W	290.24	41.67	330.19	500.00	66%
270543 · Operating Supplies- W	5,539.95	166.67	6,864.64	2,000.00	343%
270545 · Fuel- W	3,652.69	833.33	9,461.60	10,000.00	95%
270550 · Rental of Equipment- W	0.00	250.00	5,297.26	3,000.00	177%
270551 · Maintenance of Buildings- W	187.00	83.33	1,139.28	1,000.00	114%
270553 · Maintenance of Auto's- W	665.28	1,000.00	5,926.99	12,000.00	49%
270560 · Grant Expense- W	0.00	6,250.00	0.00	75,000.00	0%
270575 · Legal- W	360.00	41.67	360.00	500.00	72%
270576 · Auditor- W	0.00	1,166.67	0.00	14,000.00	0%
270578 · Auto Equipment- W	163.98		791.48		#DIV/0!
270580 · Dues- W	59.54	541.67	7,111.88	6,500.00	109%
270581 · School Tuition- W	10.00	166.67	732.50	2,000.00	37%
270583 · Travel Expenses- W	0.00	41.67	85.20	500.00	17%
270584 · Communication- W	552.50	225.00	1,989.93	2,700.00	74%
270585 · Electricity- W	1,714.87	625.00	4,904.92	7,500.00	65%
270589 · Contingency- W	0.00	11,985.09	0.00	143,821.08	0%
	108,445.81	156,112.88	676,433.10	1,873,354.36	36%
272123 · Transfer to General- WW	0.00	13,727.50	0.00	164,730.00	0%
272174 · Wastewater Services- WW	2,949.00	2,916.67	7,938.35	35,000.00	23%
272175 · TCEQ Fines- WW	0.00	0.00	0.00	0.00	#DIV/0!
272176 · Maint. Wastewater System- WW	8,109.19	2,916.67	29,992.77	35,000.00	86%
272185 · Lab Sample Fees- WW	5,180.00	791.67	8,281.00	9,500.00	87%
272190 · Engineering- WW	0.00	166.67	0.00	2,000.00	0%
272300 · Uniforms- WW	150.00	125.00	427.20	1,500.00	28%
272301 · Minor Tools- WW	0.00	41.67	104.07	500.00	21%
272303 · Medical Expenses- WW	0.00	41.67	0.00	500.00	0%
272307 · Inspections/Certs.- WW	0.00	208.33	0.00	2,500.00	0%
272310 · Chemical Supplies- WW	3,500.00	2,500.00	18,125.00	30,000.00	60%
272330 · Machinery & Equipment- WW	80.70	2,083.33	80.70	25,000.00	0%
272331 · Maintenance of Machinery- WW	1,074.77	1,041.67	1,476.10	12,500.00	12%
272335 · Street Repair- WW	0.00	0.00	0.00	0.00	#DIV/0!
272500 · Wastewater Salary - WW	5,741.94	6,938.73	34,750.83	83,264.71	42%
272510 · Wastewater Overtime - WW	849.05	0.00	3,847.27	0.00	#DIV/0!
272512 · WW-Contract Labor	0.00	333.33	1,884.00	4,000.00	47%
272525 · Health Ins. -WW	4,253.36	1,000.00	7,582.90	12,000.00	63%
272530 · Wokers Comp.- WW	996.02	475.00	7,049.26	5,700.00	124%
272531 · Life Insurance- WW	82.60	37.70	206.50	452.40	46%
272540 · Postage- WW	115.15	166.67	1,114.35	2,000.00	56%
272542 · Janitorial Supplies- WW	0.00	41.67	0.00	500.00	0%
272543 · Operating Supplies- WW	1,519.94	83.33	1,670.71	1,000.00	167%
272545 · Fuel- WW	337.08	666.67	4,480.76	8,000.00	56%

272550 · Rental of Equipment- WW	5,062.37	62.50	5,062.37	750.00	675%
272551 · Maintenance of Buildings- WW	187.00	104.17	374.00	1,250.00	30%
272553 · Maintenance of Auto's- WW	287.17	333.33	1,691.42	4,000.00	42%
272560 · Grant Expense- WW	0.00	0.00	0.00	0.00	#DIV/0!
272580 · Dues- WW	113.75	333.33	1,932.12	4,000.00	48%
272581 · School Tuition- WW	0.00	166.67	0.00	2,000.00	0%
272583 · Travel Expenses- WW	0.00	83.33	478.45	1,000.00	48%
272584 · Communication- WW	552.49	250.00	1,989.92	3,000.00	66%
272585 · Electricity- WW	3,791.31	1,833.33	11,798.00	22,000.00	54%
	44,932.89	39,470.61	152,338.05	473,647.11	32%
280150 · Contract Services- UB	0.00	291.67	0.00	3,500.00	0%
280500 · Salaries- UB	3,702.08	5,701.08	28,385.82	68,412.91	41%
280510 · Overtime - UB	348.33	0.00	516.87	0.00	#DIV/0!
280525 · Health Ins. -UB	3,605.52	1,197.16	7,211.04	14,365.92	50%
280530 · Wokers Comp.- U	996.02	58.33	7,049.25	700.00	1007%
280531 · Life Insurance- UB	0.00	37.70	123.90	452.40	27%
280540 · Postage- UB	0.00	250.00	275.00	3,000.00	9%
280541 · Office Supplies- UB	0.00	416.67	798.92	5,000.00	16%
280542 · Janitorial Supplies- UB	0.00	125.00	0.00	1,500.00	0%
280543 · Operating Supplies- UB	0.00	41.67	64.95	500.00	13%
280550 · Rental of Equipment- UB	0.00	625.00	0.00	7,500.00	0%
280552 · Maint. Office Equipment- UB	0.00	41.67	0.00	500.00	0%
280561 · Office Equipment- UB	0.00	83.33	25.98	1,000.00	3%
280562 · Bank Account Fees- UB	180.00	83.33	1,153.00	1,000.00	115%
280565 · Professional Services- UB	1,304.00	666.67	8,062.85	8,000.00	101%
Total Expense	10,135.95	9,619.28	53,667.58	115,431.23	46%
Net Ordinary Income	383,937.52	413,492.03	2,077,506.91	4,961,904.08	42%
	50,574.74	-0.04	171,402.34	0.00	

City of Ranger
Expenses by Vendor Summary
March 2023

	<u>Mar 23</u>
Airgas USA, LLC	1,678.60
Albany Communications	394.24
Ana-Lab Corp.	5,840.00
Andrew S. Ruelas	53.83
APSCO SUPPLY INC.	725.10
AT&T Mobility	1,362.57
Benchmark Business Solutions	918.55
BenMark Supply Company Inc.	11,091.61
Bound Tree Medical LLC	2,473.60
Bryans Auto Supply	140.77
Cary Services	374.00
Central West Texas Water Utilities Assoc.	10.00
Clifford Power Systems, Inc.	730.00
Coast To Coast Solutions	186.59
DPC Industries, Inc.	60.00
Eastland County Appraisal District	5,287.30
Eastland County Newspapers	568.00
Eastland County Veterinary Clinic	115.00
Eastland County Water Supply District	65,896.23
Eastland Memorial Hospital	749.01
FFB Cardmember Services	1,137.39
First Financial Bank	180.00
Freddy's Garage	1,405.74
Freddy Mitchell	49.98
GeoCorp, Inc	918.55
Greer's Western Store	364.70
Hydro Plus, LLC	3,500.00
IMC Waste Disposal, Inc.	3,750.00
Impact Promotional Services, LLC	82.00
J.H. Strain & Sons, Inc.	392.21
J.T. Horn Oil Co., Inc.	3,099.73
Jacob & Martin, LTD	6,471.69
Jive Communications Inc.	1,302.62
K & K Electric	190.00
Kennedy Computer Solutions Inc.	3,487.99
Langford Community Management Services	16,370.91
LCRA	213.92
Lonestar Fire Specialties	750.00
Messer, Fort & McDonald, PLLC	3,181.30
Mike's Tire Service	897.17
NAFECO	3,147.02
Nobles Road Construction, Inc.	607.44
O'Reilly Auto Parts	843.59
Oncor Cities Steering Committee	493.80
OnSolve	3,474.02
Pest Patrol	150.00
Petunia Jane's	577.00
Pierce Pump Company	2,764.00
Ranger City Bond Construction Fund	10,000.00
Ranger Economic Development Corp	5,086.62
Ranger Municipal Court	5,574.00
Ranger Septic Service	150.00
Ranger Street Maintenance Fund	5,086.62
Republic Services	42,724.92
Southern Tire Mart	507.40
Southwestern Institue of Forensic Science	34.00
Standard Insurance Company	722.76
Tammy Archer	375.55
Texas Commission on Envrionmental Quality	-1,215.00
Texas Comptroller of Public Accounts	2,855.41
Tindall's Hardware	543.59
TML Health Benefits Pool	36,987.20
TML Intergovernmental Risk Pool	7,968.17
TWDB Debt Service Fund	4,000.00
TXU Energy	13,234.95
Union Pacific Railroad	100.00

City of Ranger
Expenses by Vendor Summary
March 2023

	<u>Mar 23</u>
United Rentals	5,062.37
United States Postal Service	345.45
US Bank Voyager Fleet Systems	3,649.69
USA BlueBook	98.21
Vulcan Construction Materials, LLC	407.04
W.E. Greenwood Auto Parts	196.35
Warren Cat	2,307.59
Water Works Metrology	1,267.01
West Central Texas Council Governments	123.00
White's Ace Hardware	64.00
TOTAL	<u><u>306,714.67</u></u>

Profit & Loss Budget Performance

April 2023

	<u>Apr 23</u>	<u>Budget</u>	<u>Oct '22 - Apr 23</u>	<u>Annual Budget</u>	
Ordinary Income/Expense					
Income					
CEMETERY					
100409 · Cemetery Lots Sale	2,040.00	225.00	5,705.00	2,700.00	211%
100410 · Cemetery Lot Location	0.00	16.67	365.00	200.00	183%
Total CEMETERY	2,040.00	241.67	6,070.00	2,900.00	209%
EMS Income					
100412 · EMS County Subsidy	5,250.00	1,750.00	15,750.00	21,000.00	75%
100413 · EMS Fees	5,882.00	10,416.67	98,328.01	125,000.00	79%
Total EMS Income	11,132.00	12,166.67	114,078.01	146,000.00	78%
SALES TAX REVENUE					
Mixed Beverage	0.00		1,506.07		#DIV/0!
100422 · Sales Tax	31,383.44	39,583.33	280,843.52	475,000.00	59%
Total SALES TAX REVENUE	31,383.44	39,583.33	282,349.59	475,000.00	59%
Treasury	1,980.00	0.00	4,367.00	0.00	#DIV/0!
UTILITY REVENUE					
Utility Tap Fee	0.00	291.67	0.00	3,500.00	0%
200470 · Sewer Revenue					
1-46005 · Bulk Sewer Sales	132.00		893.00		#DIV/0!
200470 · Sewer Revenue - Other	41,590.19	48,333.33	315,983.92	580,000.00	54%
Total 200470 · Sewer Revenue	41,722.19	48,333.33	316,876.92	580,000.00	55%
200471 · Water Revenue					
1-46010 · Bulk Water Sales	0.00		13,314.05		#DIV/0!
1-46011 · Contract Water Sales	27,504.54		174,786.64		#DIV/0!
200471 · Water Revenue - Other	73,527.57	120,833.33	573,947.62	1,450,000.00	40%
Total 200471 · Water Revenue	101,032.11	120,833.33	762,048.31	1,450,000.00	53%
200474 · Service Charges	300.00	583.33	2,551.15	7,000.00	36%
200475 · Turn on/off Charges	1,282.68	833.33	6,961.87	10,000.00	70%
200477 · Sanitation Revenue	42,192.91	46,110.00	303,956.75	553,320.00	55%
200480 · Penalties	3,062.27	3,083.33	23,965.37	37,000.00	65%
200485 · Unapplied Payments	-1,370.28	1,250.00	3,902.23	15,000.00	26%
Total UTILITY REVENUE	188,221.88	221,318.32	1,420,262.60	2,655,820.00	53%
1-42300 · Court Collections - General	0.00	0.00	14,974.00	0.00	#DIV/0!
1-42500 · Police Reports	0.00		6.00		#DIV/0!
100402 · Municipal Court Fines	6,789.00	6,250.00	26,874.10	75,000.00	36%
100405 · Permits & Licenses Fees	30.00	33.33	462.50	400.00	116%
100406 · Records Preservation Fee	2.00	3.33	56.00	40.00	140%
100407 · Birth Certificates	44.00	64.58	467.00	775.00	60%
100408 · Death Certificates	0.00	4.17	29.00	50.00	58%
100411 · Community Center Rental	400.00	54.17	675.00	650.00	104%
100414 · Federal Fuel Tax Refund	0.00	333.33	2,232.89	4,000.00	56%
100415 · Office Supplies - Income	6.00	22.92	270.00	275.00	98%
100417 · 42100- Airport Electricity Reim	0.00	141.67	500.00	1,700.00	29%

100418 · Cell Tower Lease	1,250.00	1,250.00	8,750.00	15,000.00	58%
100420 · Franchise Fees	1,328.55	9,166.67	115,278.95	110,000.00	105%
100421 · Birth & Death Certificates	0.00	0.00	247.00	0.00	#DIV/0!
100424 · AD-VALOREM TAX					
100416 · PILOT Funds	0.00	1,500.00	0.00	18,000.00	0%
100424 · AD-VALOREM TAX - Other	21,197.83	39,070.83	427,109.99	468,850.00	91%
Total 100424 · AD-VALOREM TAX	21,197.83	40,570.83	427,109.99	486,850.00	88%
100425 · Interest	594.12	119.17	2,943.44	1,430.00	206%
100426 · Contingency	0.00	35,160.06	0.00	421,920.70	0%
100437 · Transfer from Utility	0.00	43,007.78	0.00	516,093.38	0%
200405 · Permits- U	0.00	0.00	30.00	0.00	#DIV/0!
200425 · Interest- U	2,025.15	0.00	3,762.39	0.00	#DIV/0!
200427 · Grant Revenue- U	0.00	0.00	45,000.00	0.00	#DIV/0!
200430 · Sale of Assets- U	0.00	208.33	0.00	2,500.00	0%
200434 · Misc Income- U	0.00	208.33	23,800.76	2,500.00	952%
200472 · Water Tap	0.00	0.00	-1,450.00	0.00	#DIV/0!
200473 · Wastewater Tap	0.00	0.00	-750.00	0.00	#DIV/0!
200478 · Sanitation Tax - Income	2,709.45	2,750.00	19,622.45	33,000.00	59%
200479 · Collection Station Fees	585.00	833.33	2,609.00	10,000.00	26%
Total Income	271,718.42	413,491.99	2,520,627.67	4,961,904.08	51%
Gross Profit	271,718.42	413,491.99	2,520,627.67	4,961,904.08	51%
Expense					
110500 · Salary- A	9,743.37	10,807.31	78,374.04	129,687.68	60%
110510 · Overtime- A	0.00	0.00	2,437.27	0.00	#DIV/0!
110525 · Health Insurance- A	1,736.76	1,197.00	10,712.56	14,364.00	75%
110530 · Workers Comp.- A	498.00	104.17	4,022.66	1,250.00	322%
110531 · Life Insurance- A	41.30	37.70	275.35	452.40	61%
110532 · Commissioner Stipend-A	0.00	108.33	0.00	1,300.00	0%
110533 · WC for Volunteers/Commission	0.00	4.67	0.00	56.00	0%
110540 · Postage- A	38.16	41.67	38.16	500.00	8%
110541 · Office Supplies- A	1,139.97	208.33	2,109.34	2,500.00	84%
110542 · Janitorial Supplies- A	0.00	125.00	75.45	1,500.00	5%
110543 · Operating Supplies- A	49.44	62.50	273.02	750.00	36%
110545 · Fuel- A	0.00	125.00	441.86	1,500.00	29%
110550 · Rental/Lease of Equip- A	573.55	333.33	3,418.79	4,000.00	85%
110551 · Maint. of Building- A	75.00	416.67	647.54	5,000.00	13%
110552 · Maint. of Office Equip.- A	2,155.00	8.33	3,494.97	100.00	3495%
110553 · Maint. of Auto's- A	9.50	41.67	86.50	500.00	17%
110560 · Grant Expense- A	2,000.00	0.00	6,614.94	0.00	#DIV/0!
110561 · Office Equip.- A	262.51	83.33	378.74	1,000.00	38%
110562 · Bank Account Fees- A	1.50	8.33	16.50	100.00	17%
110563 · Election Services- A	0.00	500.00	6,000.00	6,000.00	100%
110565 · Professional Services- A	2,129.90	375.00	18,104.92	4,500.00	402%
110566 · Eastland Co. Crisis Center	0.00	208.33	0.00	2,500.00	0%
110568 · Advertising- A	496.00	125.00	1,783.00	1,500.00	119%
110569 · Incode- A	0.00	125.00	0.00	1,500.00	0%

110570 · Vehicle Lease Trx	0.00	5,000.00	15,000.00	60,000.00	25%
110571 · Economic Development	3,922.94	4,687.50	34,962.24	56,250.00	62%
110572 · Street Fund	3,922.93	4,687.50	34,962.23	56,250.00	62%
110573 · Utility Sales Tax Trx	14,000.00	14,000.00	98,000.00	168,000.00	58%
110575 · Legal- A	4,752.50	1,666.67	16,678.00	20,000.00	83%
110576 · Audit- A	11,500.00	1,166.67	11,500.00	14,000.00	82%
110577 · Appraisal District- A	0.00	1,670.79	10,509.47	20,049.46	52%
110578 · Auto Equipment- A	0.00	0.00	0.00	0.00	#DIV/0!
110579 · Survery Expenses- A	0.00	0.00	0.00	0.00	#DIV/0!
110580 · Dues- A	400.20	16.67	1,166.40	200.00	583%
110581 · School Tuition- A	90.00	208.33	839.05	2,500.00	34%
110582 · Meals- A	0.00	83.33	92.50	1,000.00	9%
110583 · Travel- A	216.66	208.33	1,320.17	2,500.00	53%
110584 · Communications- A	162.44	125.00	1,045.99	1,500.00	70%
110585 · Electricity- A	248.38	166.67	2,255.51	2,000.00	113%
110586 · Gas- A	65.19	83.33	577.81	1,000.00	58%
110587 · Miscellaneous- A	0.00	41.67	18.00	500.00	4%
110589 · Transfer to Contingency- A	0.00	0.00	0.00	0.00	#DIV/0!
110590 · Loan to Utility	0.00	0.00	0.00	0.00	#DIV/0!
	60,231.20	48,859.13	368,232.98	586,309.54	63%
115591 · Code Red- EM	0.00	375.00	3,474.02	4,500.00	77%
115593 · Dispatch- EM	0.00	3,000.00	42,036.65	36,000.00	117%
	0.00	3,375.00	45,510.67	40,500.00	112%
120300 · Uniforms- P	150.00	250.00	1,931.84	3,000.00	64%
120301 · Minor Tools	0.00	20.83	66.06	250.00	26%
120302 · Maint. of Radio's- P	0.00	20.83	545.00	250.00	218%
120303 · Medical Expenses- P	0.00	41.67	0.00	500.00	0%
120304 · Maintenance of Other	540.00	20.83	540.00	250.00	216%
120305 · Police Equipment- P	1,875.00	20.83	4,983.00	250.00	1993%
120306 · Court Costs- P	4,968.41	2,500.00	14,422.94	30,000.00	48%
120307 · Inspections/Cert. Fees- P	0.00	41.67	0.00	500.00	0%
120308 · Drug Seizure Exp.- P	0.00	0.00	0.00	0.00	#DIV/0!
120309 · Jail Expense	0.00	41.67	0.00	500.00	0%
120500 · Salary- P	18,117.23	21,724.82	148,055.84	260,697.86	57%
120510 · Overtime- P	5,404.59	625.00	33,992.05	7,500.00	453%
120512 · Contract Labor- P	0.00	416.67	600.00	5,000.00	12%
120525 · Health Insurance- P	3,004.60	2,992.90	19,830.36	35,914.80	55%
120530 · Workers Comp.- P	498.01	583.33	4,022.64	7,000.00	57%
120531 · Life Insurance- P	82.60	94.25	539.08	1,131.00	48%
120540 · Postage- P	27.43	58.33	266.75	700.00	38%
120541 · Office Supplies- P	280.96	104.17	391.50	1,250.00	31%
120543 · Operating Supplies- P	49.44	83.33	540.67	1,000.00	54%
120545 · Fuel- P	0.00	1,166.67	10,485.04	14,000.00	75%
120550 · Equipment Rental- P	0.00	208.33	0.00	2,500.00	0%

120551 · Maint. of Building- P	0.00	41.67	165.99	500.00	33%
120553 · Maint. of Auto's- P	-1,320.88	583.33	1,764.70	7,000.00	25%
120560 · Grant Expense- P	0.00	0.00	0.00	0.00	#DIV/0!
120561 · Office Equip.- P	0.00	0.00	0.00	0.00	#DIV/0!
120565 · Professional Services- P	0.00	708.33	11,824.91	8,500.00	139%
120578 · Auto Equipment- P	0.00	208.33	159.02	2,500.00	6%
120580 · Dues- P	0.00	20.83	0.00	250.00	0%
120581 · School Tuition- P	0.00	250.00	315.00	3,000.00	11%
120583 · Travel- P	0.00	83.33	0.00	1,000.00	0%
120584 · Communications- P	313.76	250.00	1,818.97	3,000.00	61%
120585 · Electricity- P	153.83	225.00	1,604.00	2,700.00	59%
120586 · Gas- P	65.19	83.33	581.19	1,000.00	58%
120600 · WC for Reserve Officers- P	0.00	0.45	0.00	5.41	0%
	34,210.17	33,470.73	259,446.55	401,649.07	65%

121300 · Uniforms- ACO	60.00	41.67	120.00	500.00	24%
121301 · Minor Tools- ACO	0.00	20.83	0.00	250.00	0%
121303 · Medical Expenses- ACO	107.00	208.33	107.00	2,500.00	4%
121307 · Inspection/Cert. Fees- ACO	0.00	12.50	0.00	150.00	0%
121310 · Chemical Supplies- ACO	0.00	20.83	396.03	250.00	158%
121311 · Supplies- ACO	193.77	0.00	193.77	0.00	#DIV/0!
121312 · Shop Equipment	0.00	25.00	0.00	300.00	0%
121500 · Salary- ACO	2,276.85	3,429.57	28,379.22	41,154.84	69%
121510 · Overtime- ACO	1,081.34	833.33	4,920.18	10,000.00	49%
121525 · Health Insurance- ACO	0.00	598.50	1,201.84	7,182.00	17%
121530 · Workers Comp.- ACO	498.01	208.33	4,022.64	2,500.00	161%
121531 · Life Insurance- ACO	0.00	18.85	96.05	226.20	42%
121541 · Office Supplies- ACO	0.00	20.83	0.00	250.00	0%
121543 · Operating Supplies- ACO	49.43	58.33	75.41	700.00	11%
121545 · Fuel- ACO	0.00	208.33	275.11	2,500.00	11%
121551 · Maint. of Building- ACO	48.21	208.33	48.21	2,500.00	2%
121553 · Maint. of Auto's- ACO	115.98	100.00	176.76	1,200.00	15%
121578 · Auto Equipment- ACO	0.00	0.00	0.00	0.00	#DIV/0!
121581 · School Tuition- ACO	0.00	50.00	0.00	600.00	0%
121583 · Travel- ACO	0.00	41.67	0.00	500.00	0%
121584 · Communications- ACO	151.32	50.00	560.44	600.00	93%
121585 · Electricity- ACO	218.20	250.00	2,375.53	3,000.00	79%
	4,800.11	6,405.23	42,948.19	76,863.04	56%

125200 · Court Technology- Ct	0.00	141.67	0.00	1,700.00	0%
125201 · Court Security- Ct	0.00	41.67	258.00	500.00	52%
125500 · Salary- Ct	6,127.06	5,090.49	42,432.13	61,085.83	69%
125525 · Health Insurance- Ct	600.92	598.58	4,206.44	7,182.96	59%
125530 · Workers Comp.- Ct.	498.00	25.00	4,022.63	300.00	1341%
125531 · Life Insurance- Ct.	20.65	18.85	137.35	226.20	61%
125541 · Office Supplies- Ct	0.00	83.33	175.81	1,000.00	18%

125565 · Professional Services- Ct	0.00	0.00	5,537.85	0.00	#DIV/0!
125574 · Liability Ins. Bonds- Ct	0.00	14.58	0.00	175.00	0%
125580 · Dues- Ct	0.00	8.33	2,257.14	100.00	2257%
125581 · School Tuition- Ct	0.00	83.33	640.00	1,000.00	64%
125583 · Travel- Ct	0.00	83.33	375.55	1,000.00	38%
125585 · Electricity- Ct	43.26	66.67	409.19	800.00	51%
	7,289.89	6,255.83	60,452.09	75,069.99	81%

130100 · Emergency Operating Center- F	0.00	0.00	0.00	0.00	#DIV/0!
130205 · Drug Supplies- F/E	330.01	583.33	8,820.43	7,000.00	126%
130280 · WC Volunteer FF- F/E	0.00	291.67	0.00	3,500.00	0%
130300 · Uniforms- F/E	599.69	229.17	778.69	2,750.00	28%
130301 · Minor Tools- F/E	0.00	41.67	0.00	500.00	0%
130302 · Maint. of Radio's- F/E	0.00	20.83	0.00	250.00	0%
130303 · Medical Expenses- F/E	316.08	83.33	733.46	1,000.00	73%
130307 · Inspection/Cert. Fees- F/E	0.00	250.00	180.00	3,000.00	6%
130331 · Maint. of Equipment- F/E	0.00	41.67	2,250.00	500.00	450%
130345 · Maint. of Other- F/E	0.00	41.67	394.24	500.00	79%
130390 · EMS Equipment- F/E	396.59	1,500.00	1,869.09	18,000.00	10%
130500 · Salary- F/E	7,129.16	24,241.69	82,324.11	290,900.23	28%
130510-Overtime - F/#	16,959.55	0.00	108,760.56	0.00	#DIV/0!
130512 · Contract Labor- F/E	0.00	166.67	750.00	2,000.00	38%
130525 · Health Insurance- F/E	1,201.84	2,394.32	15,761.55	28,731.84	55%
130530 · Workers Comp.- F/E	498.01	1,104.17	4,022.64	13,250.00	30%
130531 · Life Insurance- F/E	41.30	75.40	497.77	904.80	55%
130540 · Postage- F/E	0.00	8.33	72.50	100.00	73%
130541 · Office Supplies- F/E	79.99	166.67	79.99	2,000.00	4%
130542 · Janitorial Supplies- F/E	0.00	166.67	832.50	2,000.00	42%
130543 · Operating Supplies- F/E	71.26	416.67	549.00	5,000.00	11%
130545 · Fuel- F/E	0.00	1,166.67	7,900.28	14,000.00	56%
130550 · Equipment Rental- F/E	0.00	0.00	3,123.97	0.00	#DIV/0!
130551 · Maint. of Building- F/E	0.00	0.00	490.50	0.00	#DIV/0!
130553 · Maint. of Auto's- F/E	0.00	291.67	2,104.06	3,500.00	60%
130565 · Professional Services- F/E	0.00	1,666.67	1,633.00	20,000.00	8%
130574 · Liability Ins. Bonds- F/E	0.00	5.83	0.00	70.00	0%
130580 · Dues- F/E	0.00	54.17	200.00	650.00	31%
130581 · School Tuition- F/E	0.00	41.67	271.48	500.00	54%
130583 · Travel- F/E	0.00	41.67	0.00	500.00	0%
130584 · Communications- F/E	313.76	208.33	1,442.75	2,500.00	58%
130585 · Electricity- F/E	503.13	291.67	3,492.26	3,500.00	100%
130586 · Gas- F/E	359.52	291.67	2,752.66	3,500.00	79%
	28,799.89	35,883.95	252,087.49	430,606.87	59%

140300 · Uniforms- St	0.00	83.33	0.00	1,000.00	0%
140301 · Minor Tools- St	65.23	20.83	195.04	250.00	78%
140309 · WC for Volunteers- St	0.00	10.83	0.00	130.00	0%

140310 · Chemical- St	0.00	45.83	0.00	550.00	0%
140312 · Shop Equipment- St	17.98	1,250.00	17.98	15,000.00	0%
140316 · Maint. of Shop Equipment- St	0.00	166.67	378.88	2,000.00	19%
140317 · Street Improvements- St	0.00	4,166.67	60.98	50,000.00	0%
140331 · Maint. of Equipment- St	16.14	1,208.33	157.04	14,500.00	1%
140332 · Maint. of Streets	0.00	2,000.00	0.00	24,000.00	0%
140500 · Salary- St	2,314.77	5,712.17	17,500.96	68,546.04	26%
140510 · Overtime- St	173.69	333.33	226.93	4,000.00	6%
140512 · Contract Labor- St	0.00	833.33	0.00	10,000.00	0%
140525 · Health Insurance- St.	0.00	598.58	1.40	7,182.96	0%
140530 · Workers Comp.- St.	498.01	458.33	4,022.64	5,500.00	73%
140531 · Life Insurance- St.	0.00	37.70	142.10	452.40	31%
140541 · Office Supplies- St	0.00	0.00	99.40	0.00	#DIV/0!
140543 · Operating Supplies- St	15.99	16.67	62.04	200.00	31%
140545 · Fuel- St	0.00	583.33	1,842.99	7,000.00	26%
140550 · Equipment Rental- St	0.00	104.17	0.00	1,250.00	0%
140553 · Maint. of Auto's- St	0.00	333.33	1,313.17	4,000.00	33%
140578 · Auto Equipment- St	950.00		995.00		#DIV/0!
140580 · Dues- St	0.00		100.00		#DIV/0!
140585 · Electricity- St	2,420.78	2,500.00	19,643.02	30,000.00	65%
	6,472.59	20,463.43	46,759.57	245,561.40	19%

150300 · Uniforms- L	0.00	0.00	0.00	0.00	#DIV/0!
150331 · Maint. of Machinery- L	0.00	41.67	0.00	500.00	0%
150500 · Salary- L	2,180.62	2,549.37	19,001.21	30,592.41	62%
150525 · Health Insurance- L	2.34	8.33	16.38	100.00	16%
150530 · Workers Comp.- L	498.00	12.50	4,022.62	150.00	2682%
150531 · Life Insurance- L	20.65	18.85	137.35	226.20	61%
150542 · Janitorial Supplies- L	0.00	41.67	100.98	500.00	20%
150543 · Operating Supplies- L	0.00	108.33	930.99	1,300.00	72%
150551 · Maint. of Building- L	176.40	83.33	457.02	1,000.00	46%
150574 · Liability Ins. Bonds- L	0.00	4.17	0.00	50.00	0%
150581 · School Tuition- L	0.00	100.00	0.00	1,200.00	0%
150583 · Travel- L	0.00	50.00	0.00	600.00	0%
150584 · Communications- L	162.45	62.50	787.73	750.00	105%
150585 · Electricity- L	41.33	54.17	386.57	650.00	59%
150586 · Gas- L	240.20	125.00	1,288.07	1,500.00	86%
	3,321.99	3,259.89	27,128.92	39,118.61	69%

155300 · Uniforms- Cem	0.00	41.67	350.84	500.00	70%
155301 · Minor Tools- Cem	0.00	83.33	285.45	1,000.00	29%
155331 · Maint. of Machinery- Cem	0.00	125.00	182.83	1,500.00	12%
155500 · Salary- Cem	3,136.51	3,297.20	25,113.72	39,566.41	63%
155510 · Overtime- Cem	0.00	20.83	0.00	250.00	0%
155512 · Contract Labor- Cem	0.00	416.67	0.00	5,000.00	0%
155525 · Health Insurance- Cem	600.92	598.58	4,206.44	7,182.96	59%

155530 · Workers Comp.- Cem.	498.01	250.00	4,022.62	3,000.00	134%
155531 · Life Insurance- Cem	20.65	18.85	137.35	226.20	61%
155542 · Janitorial Supplies- Cem	0.00	0.00	0.00	0.00	#DIV/0!
155543 · Operating Supplies- Cem	77.46	83.33	121.72	1,000.00	12%
155545 · Fuel- Cem	0.00	250.00	1,175.78	3,000.00	39%
155553 · Maint. of Auto's- Cem	0.00	125.00	605.55	1,500.00	40%
	4,333.55	5,310.46	36,202.30	63,725.57	57%
260123 · Transfer to General- S	0.00	15,552.78	0.00	186,633.38	0%
260155 · Republic Services Contract- S	20,505.75	23,333.33	182,297.92	280,000.00	65%
260160 · Sales Tax- S	2,861.97	2,750.00	20,013.35	33,000.00	61%
260300 · Uniforms- S	0.00	41.67	330.00	500.00	66%
260331 · Repair/Maint. Equipment- S	0.00	125.00	277.50	1,500.00	19%
260500 · Sanitation Salary - S	2,430.10	2,629.81	19,730.95	31,557.71	63%
260510 · Sanitation Overtime - S	0.00	0.00	44.21	0.00	
260512 · Contract Labor-S	0.00	41.67	0.00	500.00	0%
260525 · Health Ins. -S	1.40	0.00	8.40	0.00	#DIV/0!
260530 · Wokers Comp.- S	996.01	125.00	8,045.28	1,500.00	536%
260531 · Life Insurance- S	10.33	18.85	72.31	226.20	32%
260540 · Postage- S	0.00	187.50	1,114.36	2,250.00	50%
260543 · Operating Supplies- S	12.67	41.67	68.61	500.00	14%
260545 · Fuel- S	0.00	125.00	502.44	1,500.00	33%
260585 · Electricity- S	9.97	33.33	81.68	400.00	20%
	26,828.20	45,005.61	232,587.01	540,067.29	43%
270108 · Testing Expenses- W	0.00	750.00	1,727.42	9,000.00	19%
270123 · Transfer to General- W	0.00	13,727.50	0.00	164,730.00	0%
270171 · Maintenance of Shop Equip.- W	14.38	41.67	14.38	500.00	3%
270172 · ECWSD	68,700.07	78,833.33	470,874.05	946,000.00	50%
270185 · Lab Sample Fees- W	0.00	250.00	7,278.76	3,000.00	243%
270186 · Water Meters & Parts- W	0.00	416.67	4,989.55	5,000.00	100%
270187 · Maintenance of Water System	11,016.60	7,083.33	48,268.75	85,000.00	57%
270188 · Vehicle- W	735.73	2,083.33	779.73	25,000.00	3%
270190 · Engineering- W	3,094.54	625.00	8,365.85	7,500.00	112%
270300 · Uniforms- W	0.00	312.50	249.98	3,750.00	7%
270301 · Minor Tools- W	377.62	145.83	749.65	1,750.00	43%
270303 · Medical Expenses- W	0.00	20.83	0.00	250.00	0%
270307 · Inspections/Certs. -W	225.00	208.33	225.00	2,500.00	9%
270310 · Chemical Supplies- W	0.00	416.67	3,229.10	5,000.00	65%
270315 · Liability Ins. Bonds	0.00	208.33	0.00	2,500.00	0%
270330 · Machinery & Equipment- W	0.00	1,041.67	35.95	12,500.00	0%
270331 · Maintenance of Machinery- W	0.00	1,000.00	3,669.79	12,000.00	31%
270335 · Street Repair- W	0.00	1,041.67	185.19	12,500.00	1%
270500 · Water Salary	7,220.97	19,071.86	128,131.53	228,862.28	56%
270510- Water Overtime - W	1,698.75	0.00	24,284.97	0.00	#DIV/0!
270512 · W-Contract Labor	100.00	1,666.67	2,020.00	20,000.00	10%

270525 · Health Ins. -W	1,201.84	2,992.50	11,456.88	35,910.00	32%
270530 · Wokers Comp.- W	996.01	475.00	8,045.29	5,700.00	141%
270531 · Life Insurance-W	20.65	94.25	288.45	1,131.00	26%
270540 · Postage- W	115.85	187.50	2,084.97	2,250.00	93%
270542 · Janitorial Supplies- W	0.00	41.67	330.19	500.00	66%
270543 · Operating Supplies- W	483.25	166.67	7,347.89	2,000.00	367%
270545 · Fuel- W	0.00	833.33	9,461.60	10,000.00	95%
270550 · Rental of Equipment- W	0.00	250.00	5,297.26	3,000.00	177%
270551 · Maintenance of Buildings- W	93.50	83.33	1,232.78	1,000.00	123%
270553 · Maintenance of Auto's- W	602.00	1,000.00	6,528.99	12,000.00	54%
270560 · Grant Expense- W	0.00	6,250.00	0.00	75,000.00	0%
270575 · Legal- W	0.00	41.67	360.00	500.00	72%
270576 · Auditor- W	11,500.00	1,166.67	11,500.00	14,000.00	82%
270578 · Auto Equipment- W	0.00		791.48		#DIV/0!
270580 · Dues- W	1,215.00	541.67	8,326.88	6,500.00	128%
270581 · School Tuition- W	0.00	166.67	732.50	2,000.00	37%
270583 · Travel Expenses- W	0.00	41.67	85.20	500.00	17%
270584 · Communication- W	0.00	225.00	1,989.93	2,700.00	74%
270585 · Electricity- W	795.82	625.00	5,700.74	7,500.00	76%
270589 · Contingency- W	0.00	11,985.09	0.00	143,821.08	0%
	110,207.58	156,112.88	786,640.68	1,873,354.36	42%

272123 · Transfer to General- WW	0.00	13,727.50	0.00	164,730.00	0%
272174 · Wastewater Services- WW	1,250.00	2,916.67	9,188.35	35,000.00	26%
272175 · TCEQ Fines- WW	0.00	0.00	0.00	0.00	#DIV/0!
272176 · Maint. Wastewater System- WW	0.00	2,916.67	29,992.77	35,000.00	86%
272185 · Lab Sample Fees- WW	639.00	791.67	8,920.00	9,500.00	94%
272190 · Engineering- WW	3,094.54	166.67	3,094.54	2,000.00	155%
272300 · Uniforms- WW	0.00	125.00	427.20	1,500.00	28%
272301 · Minor Tools- WW	12.66	41.67	116.73	500.00	23%
272303 · Medical Expenses- WW	0.00	41.67	0.00	500.00	0%
272307 · Inspections/Certs.- WW	0.00	208.33	0.00	2,500.00	0%
272310 · Chemical Supplies- WW	1,379.45	2,500.00	19,504.45	30,000.00	65%
272330 · Machinery & Equipment- WW	0.00	2,083.33	80.70	25,000.00	0%
272331 · Maintenance of Machinery- WW	95.00	1,041.67	1,571.10	12,500.00	13%
272335 · Street Repair- WW	0.00	0.00	0.00	0.00	#DIV/0!
272500 · Wastewater Salary - WW	7,210.17	6,938.73	41,961.00	83,264.71	50%
272510 · Overtime - WW	838.22	0.00	4,685.49	0.00	#DIV/0!
272512 · WW-Contract Labor	0.00	333.33	1,884.00	4,000.00	47%
272525 · Health Ins. -WW	1,219.82	1,000.00	8,802.72	12,000.00	73%
272530 · Wokers Comp.- WW	996.01	475.00	8,045.27	5,700.00	141%
272531 · Life Insurance- WW	41.30	37.70	247.80	452.40	55%
272540 · Postage- WW	125.50	166.67	1,239.85	2,000.00	62%
272542 · Janitorial Supplies- WW	0.00	41.67	0.00	500.00	0%
272543 · Operating Supplies- WW	1,492.34	83.33	3,163.05	1,000.00	316%
272545 · Fuel- WW	0.00	666.67	4,480.76	8,000.00	56%

272550 · Rental of Equipment- WW	4,402.62	62.50	9,464.99	750.00	1262%
272551 · Maintenance of Buildings- WW	186.35	104.17	560.35	1,250.00	45%
272553 · Maintenance of Auto's- WW	735.00	333.33	2,426.42	4,000.00	61%
272560 · Grant Expense- WW	0.00	0.00	0.00	0.00	#DIV/0!
272580 · Dues- WW	0.00	333.33	1,932.12	4,000.00	48%
272581 · School Tuition- WW	30.00	166.67	30.00	2,000.00	2%
272583 · Travel Expenses- WW	20.00	83.33	498.45	1,000.00	50%
272584 · Communication- WW	0.00	250.00	1,989.92	3,000.00	66%
272585 · Electricity- WW	1,725.79	1,833.33	13,523.79	22,000.00	61%
	<u>25,493.77</u>	<u>39,470.61</u>	<u>177,831.82</u>	<u>473,647.11</u>	<u>38%</u>
280150 · Contract Services- UB	0.00	291.67	0.00	3,500.00	0%
280500 · Salaries- UB	3,046.25	5,701.08	31,432.07	68,412.91	46%
280510 · Overtime - UB	95.60	0.00	612.47	0.00	#DIV/0!
280525 · Health Ins. -UB	600.92	1,197.16	7,811.96	14,365.92	54%
280530 · Wokers Comp.- U	996.02	58.33	8,045.27	700.00	1149%
280531 · Life Insurance- UB	0.00	37.70	123.90	452.40	27%
280540 · Postage- UB	115.85	250.00	390.85	3,000.00	13%
280541 · Office Supplies- UB	43.08	416.67	842.00	5,000.00	17%
280542 · Janitorial Supplies- UB	0.00	125.00	0.00	1,500.00	0%
280543 · Operating Supplies- UB	0.00	41.67	64.95	500.00	13%
280550 · Rental of Equipment- UB	0.00	625.00	0.00	7,500.00	0%
280552 · Maint. Office Equipment- UB	0.00	41.67	0.00	500.00	0%
280561 · Office Equipment- UB	0.00	83.33	25.98	1,000.00	3%
280562 · Bank Account Fees- UB	171.50	83.33	1,324.50	1,000.00	132%
280565 · Professional Services- UB	0.00	666.67	8,062.85	8,000.00	101%
	<u>5,069.22</u>	<u>9,619.28</u>	<u>58,736.80</u>	<u>115,431.23</u>	<u>51%</u>
Total Expense	<u>317,058.16</u>	<u>413,492.03</u>	<u>2,394,565.07</u>	<u>4,961,904.08</u>	<u>48%</u>
Net Ordinary Income	-45,339.74	-0.04	126,062.60	0.00	#DIV/0!

City of Ranger
Expenses by Vendor Summary
April 2023

	Apr 23
Accredited Security	1,875.00
Airgas USA, LLC	803.86
Amazon.Com	778.10
American Association of Notaries	53.97
Ana-Lab Corp.	639.00
APSCO SUPPLY INC.	6,934.03
AT&T Mobility	453.96
Atmos Energy	730.10
Benchmark Business Solutions	573.55
BenMark Supply Company Inc.	4,308.20
Bound Tree Medical LLC	350.80
Bruner Motors, Inc	56,129.10
Bryans Auto Supply	485.73
Cary Services	187.00
Central West Texas Water Utilities Assoc.	20.00
Darwin Archer	4,000.00
Dirty Work Construction	13,608.00
Double Tree Austin	216.66
Eastland County Newspapers	496.00
Eastland County Veterinary Clinic	130.00
Eastland County Water Supply District	68,700.07
Eastland Memorial Hospital	64.31
FFB Cardmember Services	214.92
First Financial Bank	170.00
Freddy's Garage	7.00
Fullerton & Associates	23,000.00
Gary's Automotive, Inc.	112.13
George Leal	250.00
Grainger	-105.03
Heavenly Landscapes & Irrigation	225.00
Hydro Plus, LLC	1,000.00
IMC Waste Disposal, Inc.	1,250.00
Impact Promotional Services, LLC	599.69
Interstate All Battery Center	43.08
Intuit - Quickbooks	129.90
J.T. Horn Oil Co., Inc.	1,471.86
Jacob & Martin, LTD	17,289.08
Jive Communications Inc.	649.77
K & K Electric	95.00
Kennedy Computer Solutions Inc.	2,590.00
King Insurance Agency	386.00
LaHacienda	65.72
Lowe's Home Improvement	300.84
McCreary, Veselka, Bragg & Allen PC	160.40
McDowells Plumbing	176.40
Messer, Fort & McDonald, PLLC	737.50
Mike's Tire Service	3,480.00
NetLink Security Control Co.	105.00
Omnibase Services of Texas, LP	36.00
Pest Patrol	75.00
Petunia Jane's	210.00
Pierce Pump Company	30,900.00
Quill.com	465.77
Ranger City Bond Construction Fund	10,000.00
Ranger Economic Development Corp	3,922.94
Ranger Municipal Court	3,887.00
Ranger Street Maintenance Fund	3,922.93
Republic Services	19,480.46
Shoppin Basket - Corp	1,045.59
Southern Tire Mart	5,889.60
Standard Insurance Company	299.43
Steve Burch	30.00
TCMA	210.00
Texas Commission on Environmental Quality	1,215.00
Texas Comptroller of Public Accounts	7,659.18
Texas Municipal League	255.00

City of Ranger
Expenses by Vendor Summary
April 2023

	<u>Apr 23</u>
The Knight Law Firm, LLP	3,629.00
Tindall's Hardware	368.54
TML Health Benefits Pool	10,174.36
TML Intergovernmental Risk Pool	7,968.10
TWDB Debt Service Fund	4,000.00
TXDMV	9.50
TXU Energy	6,160.49
United Rentals	4,402.62
United States Postal Service	422.79
USA BlueBook	117.95
Vistaprint	148.31
W.E. Greenwood Auto Parts	30.52
Yellowhouse Machinery Co.	59,500.00
TOTAL	<u><u>402,377.78</u></u>

City of Ranger
Profit & Loss Budget Performance
May 2023

	<u>May 23</u>	<u>Monthly Budget</u>	<u>Oct '22 - May 23 Activity</u>	<u>Annual Budget</u>	
Ordinary Income/Expense					
Income					
CEMETERY					
100409 · Cemetery Lots Sale	1,880.00	225.00	7,585.00	2,700.00	281%
100410 · Cemetery Lot Location	30.00	16.67	395.00	200.00	198%
Total CEMETERY	1,910.00	241.67	7,980.00	2,900.00	275%
EMS Income					
100412 · EMS County Subsidy	0.00	1,750.00	15,750.00	21,000.00	75%
100413 · EMS Fees	6,956.70	10,416.67	105,284.71	125,000.00	84%
Total EMS Income	6,956.70	12,166.67	121,034.71	146,000.00	83%
SALES TAX REVENUE					
Mixed Beverage	0.00	0.00	1,506.07	0.00	#DIV/0!
100422 · Sales Tax	55,093.20	39,583.33	335,936.72	475,000.00	71%
Total SALES TAX REVENUE	55,093.20	39,583.33	337,442.79	475,000.00	71%
Treasury	0.00	0.00	4,367.00	0.00	0%
UTILITY REVENUE					
Utility Tap Fee	0.00	291.67	0.00	3,500.00	0%
200470 · Sewer Revenue					
1-46005 · Bulk Sewer Sales	212.00	0.00	1,105.00	0.00	#DIV/0!
200470 · Sewer Revenue - Othe	44,781.03	48,333.33	360,764.95	580,000.00	62%
Total 200470 · Sewer Revenue	44,993.03	48,333.33	361,869.95	580,000.00	62%
200471 · Water Revenue					
1-46010 · Bulk Water Sales	10,938.28	0.00	24,252.33	0.00	#DIV/0!
1-46011 · Contract Water Sales	17,978.07	0.00	192,764.71	0.00	#DIV/0!
200471 · Water Revenue - Othe	78,109.64	120,833.33	652,057.26	1,450,000.00	45%
Total 200471 · Water Revenue	107,025.99	120,833.33	869,074.30	1,450,000.00	60%
200474 · Service Charges	600.00	583.33	3,151.15	7,000.00	45%
200475 · Turn on/off Charges	801.17	833.33	7,763.04	10,000.00	78%
200477 · Sanitation Revenue	44,593.47	46,110.00	348,550.22	553,320.00	63%
200480 · Penalties	3,311.53	3,083.33	27,276.90	37,000.00	74%
200485 · Unapplied Payments	-607.47	1,250.00	3,294.76	15,000.00	22%
Total UTILITY REVENUE	200,717.72	221,318.32	1,620,980.32	2,655,820.00	61%
1-42300 · Court Collections - General	0.00	0.00	14,974.00	0.00	#DIV/0!
1-42500 - Police Reports	0.00	0.00	6.00	0.00	#DIV/0!
100402 · Municipal Court Fines	5,889.20	6,250.00	32,763.30	75,000.00	44%
100405 · Permits & Licenses Fees	0.00	33.33	462.50	400.00	116%
100406 · Records Preservation Fee	3.00	3.33	59.00	40.00	148%
100407 · Birth Certificates	22.00	64.58	489.00	775.00	63%
100408 · Death Certificates	20.00	4.17	49.00	50.00	98%
100411 · Community Center Rental	200.00	54.17	875.00	650.00	135%
100414 · Federal Fuel Tax Refund	937.53	333.33	3,170.42	4,000.00	79%
100415 · Office Supplies - Income	14.00	22.92	284.00	275.00	103%
100417 · 42100- Airport Electricity Reim	0.00	141.67	500.00	1,700.00	29%
100418 · Cell Tower Lease	1,250.00	1,250.00	10,000.00	15,000.00	67%
100420 · Franchise Fees	2,524.95	9,166.67	117,803.90	110,000.00	107%

City of Ranger

Profit & Loss Budget Performance

May 2023

	May 23	Monthly Budget	Oct '22 - May 23 Activity	Annual Budget	
100421 · Birth & Death Certificates	22.00	0.00	269.00	0.00	#DIV/0!
100424 · AD-VALOREM TAX					#DIV/0!
100416 · PILOT Funds	0.00	1,500.00	0.00	18,000.00	0%
100424 · AD-VALOREM TAX - Other	0.00	39,070.83	427,109.99	468,850.00	91%
Total 100424 · AD-VALOREM TAX	0.00	40,570.83	427,109.99	486,850.00	88%
100425 · Interest	745.13	119.17	3,688.57	1,430.00	258%
100426 · Contingency	0.00	35,160.06	0.00	421,920.70	0%
100437 · Transfer from Utility	0.00	43,007.78	0.00	516,093.38	0%
200405 · Permits- U	0.00	0.00	30.00	0.00	#DIV/0!
200425 · Interest- U	2,031.28	0.00	5,793.67	0.00	#DIV/0!
200427 · Grant Revenue- U	0.00	0.00	45,000.00	0.00	#DIV/0!
200430 · Sale of Assets- U	0.00	208.33	0.00	2,500.00	0%
200434 · Misc Income- U	0.00	208.33	23,800.76	2,500.00	952%
200472 · Water Tap	0.00	0.00	-1,450.00	0.00	#DIV/0!
200473 · Wastewater Tap	0.00	0.00	-750.00	0.00	#DIV/0!
200478 · Sanitation Tax - Income	2,909.55	2,750.00	22,532.00	33,000.00	68%
200479 · Collection Station Fees	550.00	833.33	3,159.00	10,000.00	32%
Total Income	281,796.26	413,491.99	2,802,423.93	4,961,904.08	56%
Gross Profit	281,796.26	413,491.99	2,802,423.93	4,961,904.08	56%
Expense					
110500 · Salary- A	9,743.39	10,807.31	88,117.43	129,687.68	68%
110510 · Overtime- A	0.00	0.00	2,437.27	0.00	#DIV/0!
110525 · Health Insurance- A	1,736.76	1,197.00	12,449.32	14,364.00	87%
110530 · Workers Comp.- A	498.02	104.17	4,520.68	1,250.00	362%
110531 · Life Insurance- A	41.30	37.70	316.65	452.40	70%
110532 · Commissioner Stipend-A	900.00	108.33	900.00	1,300.00	69%
110533 · WC for Volunteers/Commissioner	0.00	4.67	0.00	56.00	0%
110540 · Postage- A	0.00	41.67	38.16	500.00	8%
110541 · Office Supplies- A	328.72	208.33	2,438.06	2,500.00	98%
110542 · Janitorial Supplies- A	0.00	125.00	75.45	1,500.00	5%
110543 · Operating Supplies- A	48.22	62.50	321.24	750.00	43%
110545 · Fuel- A	172.50	125.00	614.36	1,500.00	41%
110550 · Rental/Lease of Equip- A	405.87	333.33	3,824.66	4,000.00	96%
110551 · Maint. of Building- A	75.00	416.67	722.54	5,000.00	14%
110552 · Maint. of Office Equip.- A	0.00	8.33	3,494.97	100.00	3495%
110553 · Maint. of Auto's- A	0.00	41.67	86.50	500.00	17%
110560 · Grant Expense- A	0.00	0.00	6,614.94	0.00	#DIV/0!
110561 · Office Equip.- A	0.00	83.33	378.74	1,000.00	38%
110562 · Bank Account Fees- A	1.50	8.33	18.00	100.00	18%
110563 · Election Services- A	0.00	500.00	6,000.00	6,000.00	100%
110565 · Professional Services- A	3,567.07	375.00	21,671.99	4,500.00	482%
110566 · Eastland Co. Crisis Center	0.00	208.33	0.00	2,500.00	0%
110568 · Advertising- A	0.00	125.00	1,783.00	1,500.00	119%
110569 · Incode- A	0.00	125.00	0.00	1,500.00	0%
110570 · Vehicle Lease Trx	0.00	5,000.00	15,000.00	60,000.00	25%
110571 · Economic Development	5,839.84	4,687.50	40,802.08	56,250.00	73%

City of Ranger
Profit & Loss Budget Performance
May 2023

	May 23	Monthly Budget	Oct '22 - May 23 Activity	Annual Budget	
110572 · Street Fund	5,839.84	4,687.50	40,802.07	56,250.00	73%
110573 · Utility Sales Tax Trx	14,000.00	14,000.00	112,000.00	168,000.00	67%
110575 · Legal- A	14,446.41	1,666.67	31,124.41	20,000.00	156%
110576 · Audit- A	0.00	1,166.67	11,500.00	14,000.00	82%
110577 · Appraisal District- A	5,287.30	1,670.79	15,796.77	20,049.46	79%
110578 · Auto Equipment- A	0.00	0.00	0.00	0.00	#DIV/0!
110579 · Survery Expenses- A	0.00	0.00	0.00	0.00	#DIV/0!
110580 · Dues- A	60.00	16.67	1,226.40	200.00	613%
110581 · School Tuition- A	115.00	208.33	954.05	2,500.00	38%
110582 · Meals- A	192.00	83.33	284.50	1,000.00	28%
110583 · Travel- A	427.06	208.33	1,747.23	2,500.00	70%
110584 · Communications- A	162.44	125.00	1,208.43	1,500.00	81%
110585 · Electricity- A	0.00	166.67	2,255.51	2,000.00	113%
110586 · Gas- A	56.10	83.33	633.91	1,000.00	63%
110587 · Miscellaneous- A	0.00	41.67	18.00	500.00	4%
110589 · Transfer to Contingency- A	0.00	0.00	0.00	0.00	#DIV/0!
110590 · Loan to Utility	0.00	0.00	0.00	0.00	#DIV/0!
	63,944.34	48,859.13	432,177.32	586,309.54	74%
115591 · Code Red- EM	0.00	375.00	3,474.02	4,500.00	77%
115593 · Dispatch- EM	0.00	3,000.00	42,036.65	36,000.00	117%
	0.00	3,375.00	45,510.67	40,500.00	112%
120300 · Uniforms- P	76.98	250.00	2,008.82	3,000.00	67%
120301 · Minor Tools	0.00	20.83	66.06	250.00	26%
120302 · Maint. of Radio's- P	0.00	20.83	545.00	250.00	218%
120303 · Medical Expenses- P	0.00	41.67	0.00	500.00	0%
120304 · Maintenance of Other	0.00	20.83	540.00	250.00	216%
120305 · Police Equipment- P	0.00	20.83	4,983.00	250.00	1993%
120306 · Court Costs- P	0.00	2,500.00	14,422.94	30,000.00	48%
120307 · Inspections/Cert. Fees- P	0.00	41.67	0.00	500.00	0%
120308 · Drug Seizure Exp.- P	0.00	0.00	0.00	0.00	#DIV/0!
120309 · Jail Expense	0.00	41.67	0.00	500.00	0%
120500 · Salary- P	21,015.50	21,724.82	169,071.34	260,697.86	65%
120510 · Overtime- P	2,857.55	625.00	36,849.60	7,500.00	491%
120512 · Contract Labor- P	0.00	416.67	600.00	5,000.00	12%
120525 · Health Insurance- P	1,802.76	2,992.90	21,633.12	35,914.80	60%
120530 · Workers Comp.- P	498.02	583.33	4,520.66	7,000.00	65%
120531 · Life Insurance- P	61.95	94.25	601.03	1,131.00	53%
120540 · Postage- P	214.13	58.33	480.88	700.00	69%
120541 · Office Supplies- P	83.22	104.17	474.72	1,250.00	38%
120543 · Operating Supplies- P	0.00	83.33	540.67	1,000.00	54%
120545 · Fuel- P	4,705.37	1,166.67	15,190.41	14,000.00	109%
120550 · Equipment Rental- P	0.00	208.33	0.00	2,500.00	0%
120551 · Maint. of Building- P	0.00	41.67	165.99	500.00	33%
120553 · Maint. of Auto's- P	161.48	583.33	1,926.18	7,000.00	28%

City of Ranger

Profit & Loss Budget Performance

May 2023

	May 23	Monthly Budget	Oct '22 - May 23 Activity	Annual Budget	
120560 · Grant Expense- P	0.00	0.00	0.00	0.00	#DIV/0!
120561 · Office Equip.- P	0.00	0.00	0.00	0.00	#DIV/0!
120565 · Professional Services- P	580.00	708.33	12,404.91	8,500.00	146%
120578 · Auto Equipment- P	0.00	208.33	159.02	2,500.00	6%
120580 · Dues- P	0.00	20.83	0.00	250.00	0%
120581 · School Tuition- P	0.00	250.00	315.00	3,000.00	11%
120583 · Travel- P	0.00	83.33	0.00	1,000.00	0%
120584 · Communications- P	313.76	250.00	2,132.73	3,000.00	71%
120585 · Electricity- P	0.00	225.00	1,604.00	2,700.00	59%
120586 · Gas- P	56.11	83.33	637.30	1,000.00	64%
120600 · WC for Reserve Officers- P	0.00	0.45	0.00	5.41	0%
	32,426.83	33,470.73	291,873.38	401,649.07	73%
121300 · Uniforms- ACO	0.00	41.67	120.00	500.00	24%
121301 · Minor Tools- ACO	0.00	20.83	0.00	250.00	0%
121303 · Medical Expenses- ACO	138.00	208.33	245.00	2,500.00	10%
121307 · Inspection/Cert. Fees- ACO	0.00	12.50	0.00	150.00	0%
121310 · Chemical Supplies- ACO	0.00	20.83	396.03	250.00	158%
121311 · Supplies- ACO	0.00	0.00	193.77	0.00	#DIV/0!
121312 · Shop Equipment	0.00	25.00	0.00	300.00	0%
121500 · Salary- ACO	2,220.71	3,429.57	30,599.93	41,154.84	74%
121510 · Overtime- ACO	426.28	833.33	5,346.46	10,000.00	53%
121525 · Health Insurance- ACO	0.00	598.50	1,201.84	7,182.00	17%
121530 · Workers Comp.- ACO	498.02	208.33	4,520.66	2,500.00	181%
121531 · Life Insurance- ACO	20.65	18.85	116.70	226.20	52%
121541 · Office Supplies- ACO	8.13	20.83	8.13	250.00	3%
121543 · Operating Supplies- ACO	0.00	58.33	75.41	700.00	11%
121545 · Fuel- ACO	518.65	208.33	793.76	2,500.00	32%
121551 · Maint. of Building- ACO	0.00	208.33	48.21	2,500.00	2%
121553 · Maint. of Auto's- ACO	0.00	100.00	176.76	1,200.00	15%
121578 · Auto Equipment- ACO	0.00	0.00	0.00	0.00	#DIV/0!
121581 · School Tuition- ACO	0.00	50.00	0.00	600.00	0%
121583 · Travel- ACO	0.00	41.67	0.00	500.00	0%
121584 · Communications- ACO	151.32	50.00	711.76	600.00	119%
121585 · Electricity- ACO	0.00	250.00	2,375.53	3,000.00	79%
	3,981.76	6,405.23	46,929.95	76,863.04	61%
125200 · Court Technology- Ct	0.00	141.67	0.00	1,700.00	0%
125201 · Court Security- Ct	0.00	41.67	258.00	500.00	52%
125500 · Salary- Ct	6,127.04	5,090.49	48,559.17	61,085.83	79%
125525 · Health Insurance- Ct	600.92	598.58	4,807.36	7,182.96	67%
125530 · Workers Comp.- Ct.	498.02	25.00	4,520.65	300.00	1507%
125531 · Life Insurance- Ct.	41.30	18.85	178.65	226.20	79%
125541 · Office Supplies- Ct	25.83	83.33	201.64	1,000.00	20%
125565 · Professional Services- Ct	125.00	0.00	5,662.85	0.00	#DIV/0!
125574 · Liability Ins. Bonds- Ct	0.00	14.58	0.00	175.00	0%

City of Ranger

Profit & Loss Budget Performance

May 2023

	May 23	Monthly Budget	Oct '22 - May 23 Activity	Annual Budget	
125580 · Dues- Ct	0.00	8.33	2,257.14	100.00	2257%
125581 · School Tuition- Ct	200.00	83.33	840.00	1,000.00	84%
125583 · Travel- Ct	0.00	83.33	375.55	1,000.00	38%
125585 · Electricity- Ct	0.00	66.67	409.19	800.00	51%
	7,618.11	6,255.83	68,070.20	75,069.99	91%
130100 · Emergency Operating Center- I	0.00	0.00	0.00	0.00	#DIV/0!
130205 · Drug Supplies- F/E	0.00	583.33	8,820.43	7,000.00	126%
130280 · WC Volunteer FF- F/E	0.00	291.67	0.00	3,500.00	0%
130300 · Uniforms- F/E	201.06	229.17	979.75	2,750.00	36%
130301 · Minor Tools- F/E	0.00	41.67	0.00	500.00	0%
130302 · Maint. of Radio's- F/E	0.00	20.83	0.00	250.00	0%
130303 · Medical Expenses- F/E	58.62	83.33	792.08	1,000.00	79%
130307 · Inspection/Cert. Fees- F/E	0.00	250.00	180.00	3,000.00	6%
130331 · Maint. of Equipment- F/E	1,995.98	41.67	4,245.98	500.00	849%
130345 · Maint. of Other- F/E	0.00	41.67	394.24	500.00	79%
130390 · EMS Equipment- F/E	149.06	1,500.00	2,018.15	18,000.00	11%
130500 · Salary- F/E	6,887.20	24,241.69	89,211.31	290,900.23	31%
130510 · Overtime - F/E	17,080.80		125,841.36		#DIV/0!
130512 · Contract Labor- F/E	0.00	166.67	750.00	2,000.00	38%
130525 · Health Insurance- F/E	600.92	2,394.32	16,362.47	28,731.84	57%
130530 · Workers Comp.- F/E	498.01	1,104.17	4,520.65	13,250.00	34%
130531 · Life Insurance- F/E	41.30	75.40	539.07	904.80	60%
130540 · Postage- F/E	0.00	8.33	72.50	100.00	73%
130541 · Office Supplies- F/E	0.00	166.67	79.99	2,000.00	4%
130542 · Janitorial Supplies- F/E	0.00	166.67	832.50	2,000.00	42%
130543 · Operating Supplies- F/E	660.09	416.67	1,209.09	5,000.00	24%
130545 · Fuel- F/E	3,554.48	1,166.67	11,454.76	14,000.00	82%
130550 · Equipment Rental- F/E	0.00		3,123.97		#DIV/0!
130551 · Maint. of Building- F/E	0.00		490.50		#DIV/0!
130553 · Maint. of Auto's- F/E	0.00	291.67	2,104.06	3,500.00	60%
130565 · Professional Services- F/E	92.50	1,666.67	1,725.50	20,000.00	9%
130574 · Liability Ins. Bonds- F/E	0.00	5.83	0.00	70.00	0%
130580 · Dues- F/E	0.00	54.17	200.00	650.00	31%
130581 · School Tuition- F/E	0.00	41.67	271.48	500.00	54%
130583 · Travel- F/E	0.00	41.67	0.00	500.00	0%
130584 · Communications- F/E	313.76	208.33	1,756.51	2,500.00	70%
130585 · Electricity- F/E	0.00	291.67	3,492.26	3,500.00	100%
130586 · Gas- F/E	142.41	291.67	2,895.07	3,500.00	83%
	32,276.19	35,883.95	284,363.68	430,606.87	66%
140300 · Uniforms- St	35.00	83.33	35.00	1,000.00	4%
140301 · Minor Tools- St	393.97	20.83	589.01	250.00	236%
140309 · WC for Volunteers- St	0.00	10.83	0.00	130.00	0%
140310 · Chemical- St	0.00	45.83	0.00	550.00	0%
140312 · Shop Equipment- St	0.00	1,250.00	17.98	15,000.00	0%

City of Ranger

Profit & Loss Budget Performance

May 2023

	May 23	Monthly Budget	Oct '22 - May 23 Activity	Annual Budget	
140316 · Maint. of Shop Equipment- St	19.99	166.67	398.87	2,000.00	20%
140317 · Street Improvements- St	0.00	4,166.67	60.98	50,000.00	0%
140331 · Maint. of Equipment- St	478.80	1,208.33	635.84	14,500.00	4%
140332 · Maint. of Streets	0.00	2,000.00	0.00	24,000.00	0%
140500 · Salary- St	2,115.87	5,712.17	19,616.83	68,546.04	29%
140510 · Overtime- St	282.56	333.33	509.49	4,000.00	13%
140512 · Contract Labor- St	0.00	833.33	0.00	10,000.00	0%
140525 · Health Insurance- St.	0.00	598.58	1.40	7,182.96	0%
140530 · Workers Comp.- St.	498.01	458.33	4,520.65	5,500.00	82%
140531 · Life Insurance- St.	20.65	37.70	162.75	452.40	36%
140541 · Office Supplies- St	177.96	0.00	277.36	0.00	#DIV/0!
140543 · Operating Supplies- St	0.00	16.67	62.04	200.00	31%
140545 · Fuel- St	0.00	583.33	1,842.99	7,000.00	26%
140550 · Equipment Rental- St	0.00	104.17	0.00	1,250.00	0%
140553 · Maint. of Auto's- St	37.06	333.33	1,350.23	4,000.00	34%
140578 · Auto Equipment- St	0.00	0.00	995.00	0.00	#DIV/0!
140580 · Dues- St	0.00	0.00	100.00	0.00	#DIV/0!
140585 · Electricity- St	0.00	2,500.00	19,643.02	30,000.00	65%
	4,059.87	20,463.43	50,819.44	245,561.40	21%
150300 · Uniforms- L	5.97	0.00	5.97	0.00	#DIV/0!
150331 · Maint. of Machinery- L	0.00	41.67	0.00	500.00	0%
150500 · Salary- L	1,495.06	2,549.37	20,496.27	30,592.41	67%
150525 · Health Insurance- L	2.34	8.33	18.72	100.00	19%
150530 · Workers Comp.- L	498.01	12.50	4,520.63	150.00	3014%
150531 · Life Insurance- L	20.65	18.85	158.00	226.20	70%
150542 · Janitorial Supplies- L	0.00	41.67	100.98	500.00	20%
150543 · Operating Supplies- L	0.00	108.33	930.99	1,300.00	72%
150551 · Maint. of Building- L	0.00	83.33	457.02	1,000.00	46%
150574 · Liability Ins. Bonds- L	0.00	4.17	0.00	50.00	0%
150581 · School Tuition- L	0.00	100.00	0.00	1,200.00	0%
150583 · Travel- L	0.00	50.00	0.00	600.00	0%
150584 · Communications- L	162.45	62.50	950.18	750.00	127%
150585 · Electricity- L	0.00	54.17	386.57	650.00	59%
150586 · Gas- L	175.47	125.00	1,463.54	1,500.00	98%
	2,359.95	3,259.89	29,488.87	39,118.61	75%
155300 · Uniforms- Cem	0.00	41.67	350.84	500.00	70%
155301 · Minor Tools- Cem	0.00	83.33	285.45	1,000.00	29%
155331 · Maint. of Machinery- Cem	20.95	125.00	203.78	1,500.00	14%
155500 · Salary- Cem	3,135.74	3,297.20	28,249.46	39,566.41	71%
155510 · Overtime- Cem	0.00	20.83	0.00	250.00	0%
155512 · Contract Labor- Cem	0.00	416.67	0.00	5,000.00	0%
155525 · Health Insurance- Cem	600.92	598.58	4,807.36	7,182.96	67%
155530 · Workers Comp.- Cem.	498.01	250.00	4,520.63	3,000.00	151%
155531 · Life Insurance- Cem	0.00	18.85	137.35	226.20	61%

City of Ranger
Profit & Loss Budget Performance
May 2023

	May 23	Monthly Budget	Oct '22 - May 23 Activity	Annual Budget	
155542 · Janitorial Supplies- Cem	0.00	0.00	0.00	0.00	#DIV/0!
155543 · Operating Supplies- Cem	0.00	83.33	121.72	1,000.00	12%
155545 · Fuel- Cem	648.86	250.00	1,824.64	3,000.00	61%
155553 · Maint. of Auto's- Cem	0.00	125.00	605.55	1,500.00	40%
	4,904.48	5,310.46	41,106.78	63,725.57	65%
260123 · Transfer to General- S	0.00	15,552.78	0.00	186,633.38	0%
260155 · Republic Services Contract- S	0.00	23,333.33	182,297.92	280,000.00	65%
260160 · Sales Tax- S	2,866.91	2,750.00	22,880.26	33,000.00	69%
260300 · Uniforms- S	0.00	41.67	330.00	500.00	66%
260331 · Repair/Maint. Equipment- S	0.00	125.00	277.50	1,500.00	19%
260500 · Sanitation Salary - S	2,428.43	2,629.81	22,159.38	31,557.71	70%
260510 · Sanitation Overtime - S	0.00	0.00	44.21	0.00	#DIV/0!
260512 · Contract Labor-S	0.00	41.67	0.00	500.00	0%
260525 · Health Ins. -S	1.40	0.00	9.80	0.00	#DIV/0!
260530 · Wokers Comp.- S	996.03	125.00	9,041.31	1,500.00	603%
260531 · Life Insurance- S	10.33	18.85	82.64	226.20	37%
260540 · Postage- S	0.00	187.50	1,114.36	2,250.00	50%
260543 · Operating Supplies- S	441.15	41.67	509.76	500.00	102%
260545 · Fuel- S	426.62	125.00	929.06	1,500.00	62%
260585 · Electricity- S	13.96	33.33	95.64	400.00	24%
	7,184.83	45,005.61	239,771.84	540,067.29	44%
270108 · Testing Expenses- W	0.00	750.00	1,727.42	9,000.00	19%
270123 · Transfer to General- W	0.00	13,727.50	0.00	164,730.00	0%
270171 · Maintenance of Shop Equip.- W	0.00	41.67	14.38	500.00	3%
270172 · ECWSD	71,528.87	78,833.33	542,402.92	946,000.00	57%
270185 · Lab Sample Fees- W	1,822.66	250.00	9,101.42	3,000.00	303%
270186 · Water Meters & Parts- W	4,887.46	416.67	9,877.01	5,000.00	198%
270187 · Maintenance of Water System	947.92	7,083.33	49,216.67	85,000.00	58%
270188 · Vehicle- W	0.00	2,083.33	779.73	25,000.00	3%
270190 · Engineering- W	4,970.50	625.00	13,336.35	7,500.00	178%
270300 · Uniforms- W	0.00	312.50	249.98	3,750.00	7%
270301 · Minor Tools- W	112.88	145.83	862.53	1,750.00	49%
270303 · Medical Expenses- W	0.00	20.83	0.00	250.00	0%
270307 · Inspections/Certs. -W	0.00	208.33	225.00	2,500.00	9%
270310 · Chemical Supplies- W	20.00	416.67	3,249.10	5,000.00	65%
270315 · Liability Ins. Bonds	0.00	208.33	0.00	2,500.00	0%
270330 · Machinery & Equipment- W	0.00	1,041.67	35.95	12,500.00	0%
270331 · Maintenance of Machinery- W	231.72	1,000.00	3,901.51	12,000.00	33%
270335 · Street Repair- W	0.00	1,041.67	185.19	12,500.00	1%
270500 · Water Salary	10,242.60	19,071.86	138,374.13	228,862.28	60%
270510 · Water Overtime - W	1,930.28	0.00	26,215.25	0.00	#DIV/0!
270512 · W-Contract Labor	0.00	1,666.67	2,020.00	20,000.00	10%
270525 · Health Ins. -W	4,809.70	2,992.50	16,266.58	35,910.00	45%
270530 · Wokers Comp.- W	996.03	475.00	9,041.32	5,700.00	159%

City of Ranger
Profit & Loss Budget Performance
May 2023

	May 23	Monthly Budget	Oct '22 - May 23 Activity	Annual Budget	
270531 · Life Insurance-W	0.00	94.25	288.45	1,131.00	26%
270540 · Postage- W	115.38	187.50	2,200.35	2,250.00	98%
270542 · Janitorial Supplies- W	392.47	41.67	722.66	500.00	145%
270543 · Operating Supplies- W	70.81	166.67	7,418.70	2,000.00	371%
270545 · Fuel- W	1,457.34	833.33	10,918.94	10,000.00	109%
270550 · Rental of Equipment- W	0.00	250.00	5,297.26	3,000.00	177%
270551 · Maintenance of Buildings- W	93.50	83.33	1,326.28	1,000.00	133%
270553 · Maintenance of Auto's- W	281.71	1,000.00	6,810.70	12,000.00	57%
270560 · Grant Expense- W	0.00	6,250.00	0.00	75,000.00	0%
270575 · Legal- W	0.00	41.67	360.00	500.00	72%
270576 · Auditor- W	0.00	1,166.67	11,500.00	14,000.00	82%
270578 · Auto Equipment- W	35.84		827.32		#DIV/0!
270580 · Dues- W	0.00	541.67	8,326.88	6,500.00	128%
270581 · School Tuition- W	0.00	166.67	732.50	2,000.00	37%
270583 · Travel Expenses- W	0.00	41.67	85.20	500.00	17%
270584 · Communication- W	0.00	225.00	1,989.93	2,700.00	74%
270585 · Electricity- W	813.20	625.00	6,513.94	7,500.00	87%
270589 · Contingency- W	0.00	11,985.09	0.00	143,821.08	0%
	<u>105,760.87</u>	<u>156,112.88</u>	<u>892,401.55</u>	<u>1,873,354.36</u>	<u>48%</u>
272123 · Transfer to General- WW	0.00	13,727.50	0.00	164,730.00	0%
272174 · Wastewater Services- WW	1,250.00	2,916.67	10,438.35	35,000.00	30%
272175 · TCEQ Fines- WW	0.00	0.00	0.00	0.00	#DIV/0!
272176 · Maint. Wastewater System- WW	528.50	2,916.67	30,521.27	35,000.00	87%
272185 · Lab Sample Fees- WW	1,634.00	791.67	10,554.00	9,500.00	111%
272190 · Engineering- WW	0.00	166.67	3,094.54	2,000.00	155%
272300 · Uniforms- WW	0.00	125.00	427.20	1,500.00	28%
272301 · Minor Tools- WW	69.96	41.67	186.69	500.00	37%
272303 · Medical Expenses- WW	0.00	41.67	0.00	500.00	0%
272307 · Inspections/Certs.- WW	0.00	208.33	0.00	2,500.00	0%
272310 · Chemical Supplies- WW	3,896.43	2,500.00	23,400.88	30,000.00	78%
272330 · Machinery & Equipment- WW	285.00	2,083.33	365.70	25,000.00	1%
272331 · Maintenance of Machinery- WW	1,200.00	1,041.67	2,771.10	12,500.00	22%
272335 · Street Repair- WW	0.00	0.00	0.00	0.00	#DIV/0!
272500 · Wastewater Salary - WW	4,409.43	6,938.73	46,370.43	83,264.71	56%
272510 · Wastewater Overtime - WW	591.97	0.00	5,277.46	0.00	#DIV/0!
272512 · WW-Contract Labor	0.00	333.33	1,884.00	4,000.00	47%
272525 · Health Ins. -WW	1,217.48	1,000.00	10,020.20	12,000.00	84%
272530 · Wokers Comp.- WW	996.03	475.00	9,041.30	5,700.00	159%
272531 · Life Insurance- WW	20.65	37.70	268.45	452.40	59%
272540 · Postage- WW	125.03	166.67	1,364.88	2,000.00	68%
272542 · Janitorial Supplies- WW	0.00	41.67	0.00	500.00	0%
272543 · Operating Supplies- WW	142.48	83.33	3,305.53	1,000.00	331%
272545 · Fuel- WW	960.83	666.67	5,441.59	8,000.00	68%
272550 · Rental of Equipment- WW	6,085.92	62.50	15,550.91	750.00	2073%
272551 · Maintenance of Buildings- WW	93.50	104.17	653.85	1,250.00	52%
272553 · Maintenance of Auto's- WW	0.00	333.33	2,426.42	4,000.00	61%

City of Ranger Profit & Loss Budget Performance

May 2023

	May 23	Monthly Budget	Oct '22 - May 23 Activity	Annual Budget	
272560 · Grant Expense- WW	0.00	0.00	0.00	0.00	#DIV/0!
272580 · Dues- WW	0.00	333.33	1,932.12	4,000.00	48%
272581 · School Tuition- WW	138.75	166.67	168.75	2,000.00	8%
272583 · Travel Expenses- WW	0.00	83.33	498.45	1,000.00	50%
272584 · Communication- WW	0.00	250.00	1,989.92	3,000.00	66%
272585 · Electricity- WW	2,080.80	1,833.33	15,604.59	22,000.00	71%
	25,726.76	39,470.61	203,558.58	473,647.11	43%
280150 · Contract Services- UB	0.00	291.67	0.00	3,500.00	0%
280500 · Salaries- UB	3,095.49	5,701.08	34,527.56	68,412.91	50%
280510 · Overtime - UB	248.21	0.00	860.68	0.00	#DIV/0!
280525 · Health Ins. -UB	600.92	1,197.16	8,412.88	14,365.92	59%
280530 · Wokers Comp.- U	996.03	58.33	9,041.30	700.00	1292%
280531 · Life Insurance- UB	-20.65	37.70	103.25	452.40	23%
280540 · Postage- UB	115.39	250.00	506.24	3,000.00	17%
280541 · Office Supplies- UB	0.00	416.67	842.00	5,000.00	17%
280542 · Janitorial Supplies- UB	0.00	125.00	0.00	1,500.00	0%
280543 · Operating Supplies- UB	0.00	41.67	64.95	500.00	13%
280550 · Rental of Equipment- UB	0.00	625.00	0.00	7,500.00	0%
280552 · Maint. Office Equipment- UB	0.00	41.67	0.00	500.00	0%
280561 · Office Equipment- UB	0.00	83.33	25.98	1,000.00	3%
280562 · Bank Account Fees- UB	181.50	83.33	1,506.00	1,000.00	151%
280565 · Professional Services- UB	0.00	666.67	8,062.85	8,000.00	101%
	5,216.89	9,619.28	63,953.69	115,431.23	55%
Total Expense	295,460.88	413,492.03	2,690,025.95	4,961,904.08	54%
Net Ordinary Income	-13,664.62	-0.04	112,397.98	0.00	

City of Ranger

Expenses by Vendor Summary

May 2023

	May 23
Airgas USA, LLC	44.03
Amazon.Com	294.65
Ana-Lab Corp.	2,234.00
APSCO SUPPLY INC.	699.93
AT&T Mobility	453.96
Atmos Energy	430.09
Benchmark Business Solutions	405.87
BenMark Supply Company Inc.	928.69
BioCOPE. Inc.	1,100.00
Bound Tree Medical LLC	2,714.69
Brodart Co.	30.50
Carol L. Stephens	139.92
Cary Services	187.00
Crown Awards	48.22
Darwin Archer	2,000.00
DPC Industries, Inc.	20.00
Eastland County	92.00
Eastland County Appraisal District	5,287.30
Eastland County Clerk	6.00
Eastland County Newspapers	550.00
Eastland County Tax Assessor - Collector	18.75
Eastland County Veterinary Clinic	92.00
Eastland County Water Supply District	71,528.87
Eastland Memorial Hospital	92.50
First Financial Bank	180.00
Freddy's Garage	45.00
Gary's Automotive, Inc.	75.00
Grainger	105.03
GrantWorks	7,000.00
Gumroad	75.00
Hydro Plus, LLC	2,625.00
IMC Waste Disposal, Inc.	1,250.00
Impact Promotional Services, LLC	201.06
Intuit - Quickbooks	113.66
Jacob & Martin, LTD	4,970.50
Jive Communications Inc.	649.77
John Casey	190.00
K & K Electric	1,465.00
Kennedy Computer Solutions Inc.	1,150.00
Kevan Moize	190.00
Larry Monroe	160.00
Lower Colorado River Authority	1,222.66
Lowes Home Improvement	131.96
Messer, Fort & McDonald, PLLC	12,272.65
Mike's Tire Service	260.00
Mueller Co., LLC	3,261.72
O'Reilly Auto Parts	159.38
Pest Patrol	75.00
Pierce Pump Company	2,805.00
Ranger City Bond Construction Fund	10,000.00
Ranger Economic Development Corp	5,839.84
Ranger Municipal Court	3,721.20
Ranger Street Maintenance Fund	5,839.84
RegisterBlast.Com	25.00
River Gibson	76.98
Samantha McGinnis	190.00
Savannah Fortenberry	310.84
Shoppin Basket - Corp	762.15
Standard Insurance Company	258.13
Tammy Archer	308.22
TCEQ-Financial Administration	113.75
Terry Robinson	170.00
Texas Comptroller of Public Accounts	2,866.91
Texas Municipal League	60.00
The Knight Law Firm, LLP	2,759.00
Tindall's Hardware	297.58

City of Ranger
Expenses by Vendor Summary
May 2023

	<u>May 23</u>
TMCEC	200.00
TMCN	40.00
TML Health Benefits Pool	11,977.12
TML Intergovernmental Risk Pool	7,968.24
TWDB Debt Service Fund	4,000.00
TXU Energy	2,907.96
United Rentals	6,085.92
United States Postal Service	444.66
US Bank Voyager Fleet Systems	11,433.28
Vulcan Construction Materials, LLC	708.26
W.E. Greenwood Auto Parts	20.95
Wal-Mart Super Center	201.72
Water Works Metrology	1,617.99
White's Ace Hardware	394.98
TOTAL	<u><u>211,632.88</u></u>

Profit & Loss Budget Performance

June 2023

	Jun 23	Budget	Oct '22 - Jun 23	Annual Budget	
Ordinary Income/Expense					
Income					
CEMETERY					
100409 · Cemetery Lots Sale	0.00	225.00	7,585.00	2,700.00	281%
100410 · Cemetery Lot Location	120.00	16.67	515.00	200.00	258%
Total CEMETERY	120.00	241.67	8,100.00	2,900.00	279%
EMS Income					
100412 · EMS County Subsidy	0.00	1,750.00	15,750.00	21,000.00	75%
100413 · EMS Fees	0.00	10,416.67	105,284.71	125,000.00	84%
Total EMS Income	0.00	12,166.67	121,034.71	146,000.00	83%
SALES TAX REVENUE					
Mixed Beverage	0.00		1,506.07		#DIV/0!
100422 · Sales Tax	46,325.82	39,583.33	382,262.54	475,000.00	80%
Total SALES TAX REVENUE	46,325.82	39,583.33	383,768.61	475,000.00	81%
Treasury	0.00		4,367.00		#DIV/0!
UTILITY REVENUE					
Utility Tap Fee	0.00	291.67	0.00	3,500.00	0%
200470 · Sewer Revenue					#DIV/0!
1-46005 · Bulk Sewer Sales	13,752.41		14,857.41		#DIV/0!
200470 · Sewer Revenue - Other	42,937.02	48,333.33	403,701.97	580,000.00	70%
Total 200470 · Sewer Revenue	56,689.43	48,333.33	418,559.38	580,000.00	72%
200471 · Water Revenue					
1-46010 · Bulk Water Sales	17,054.33		41,306.66		#DIV/0!
1-46011 · Contract Water Sales	0.00		192,764.71		#DIV/0!
200471 · Water Revenue - Other	76,057.98	120,833.33	728,115.24	1,450,000.00	50%
Total 200471 · Water Revenue	93,112.31	120,833.33	962,186.61	1,450,000.00	66%
200474 · Service Charges	450.00	583.33	3,601.15	7,000.00	51%
200475 · Turn on/off Charges	488.97	833.33	8,252.01	10,000.00	83%
200477 · Sanitation Revenue	40,590.13	46,110.00	389,140.35	553,320.00	70%
200480 · Penalties	3,366.58	3,083.33	30,643.48	37,000.00	83%
200485 · Unapplied Payments	-147.29	1,250.00	3,147.47	15,000.00	21%
Total UTILITY REVENUE	194,550.13	221,318.32	1,815,530.45	2,655,820.00	68%
1-42300 · Court Collections - General	0.00	0.00	14,974.00	0.00	#DIV/0!
1-42500 · Police Reports	12.00		18.00		#DIV/0!
100402 · Municipal Court Fines	3,584.00	6,250.00	36,347.30	75,000.00	48%
100405 · Permits & Licenses Fees	0.00	33.33	462.50	400.00	116%
100406 · Records Preservation Fee	19.00	3.33	78.00	40.00	195%
100407 · Birth Certificates	264.00	64.58	753.00	775.00	97%
100408 · Death Certificates	0.00	4.17	49.00	50.00	98%
100411 · Community Center Rental	85.00	54.17	960.00	650.00	148%
100414 · Federal Fuel Tax Refund	0.00	333.33	3,170.42	4,000.00	79%
100415 · Office Supplies - Income	20.00	22.92	304.00	275.00	111%
100417 · 42100- Airport Electricity Reim	0.00	141.67	500.00	1,700.00	29%

100418 · Cell Tower Lease	0.00	1,250.00	10,000.00	15,000.00	67%
100420 · Franchise Fees	1,000.30	9,166.67	118,804.20	110,000.00	108%
100421 · Birth & Death Certificates	154.00	0.00	423.00	0.00	#DIV/0!
100424 · AD-VALOREM TAX					#DIV/0!
100416 · PILOT Funds	0.00	1,500.00	0.00	18,000.00	0%
100424 · AD-VALOREM TAX - Other	0.00	39,070.83	427,109.99	468,850.00	91%
Total 100424 · AD-VALOREM TAX	0.00	40,570.83	427,109.99	486,850.00	88%
100425 · Interest	-16.79	119.17	3,671.78	1,430.00	257%
100426 · Contingency	0.00	35,160.06	0.00	421,920.70	0%
100437 · Transfer from Utility	0.00	43,007.78	0.00	516,093.38	0%
200405 · Permits- U	0.00	0.00	30.00	0.00	#DIV/0!
200425 · Interest- U	0.00	0.00	5,793.67	0.00	#DIV/0!
200427 · Grant Revenue- U	18,000.00	0.00	63,000.00	0.00	#DIV/0!
200430 · Sale of Assets- U	0.00	208.33	0.00	2,500.00	0%
200434 · Misc Income- U	0.00	208.33	23,800.76	2,500.00	952%
200472 · Water Tap	0.00	0.00	-1,450.00	0.00	#DIV/0!
200473 · Wastewater Tap	0.00	0.00	-750.00	0.00	#DIV/0!
200478 · Sanitation Tax - Income	2,581.51	2,750.00	25,113.51	33,000.00	76%
200479 · Collection Station Fees	285.00	833.33	3,444.00	10,000.00	34%
Total Income	266,983.97	413,491.99	3,069,407.90	4,961,904.08	62%
Gross Profit	266,983.97	413,491.99	3,069,407.90	4,961,904.08	
110500 · Salary- A	14,615.06	10,807.31	102,732.49	129,687.68	79%
110510 · Overtime- A	0.00	0.00	2,437.27	0.00	#DIV/0!
110525 · Health Insurance- A	0.00	1,197.00	12,449.32	14,364.00	87%
110530 · Workers Comp.- A	417.13	104.17	4,937.81	1,250.00	395%
110531 · Life Insurance- A	0.00	37.70	316.65	452.40	70%
110532 · Commissioner Stipend-A	0.00	108.33	900.00	1,300.00	69%
110533 · WC for Volunteers/Commission	0.00	4.67	0.00	56.00	0%
110540 · Postage- A	0.00	41.67	38.16	500.00	8%
110541 · Office Supplies- A	0.00	208.33	2,438.06	2,500.00	98%
110542 · Janitorial Supplies- A	0.00	125.00	75.45	1,500.00	5%
110543 · Operating Supplies- A	0.00	62.50	321.24	750.00	43%
110545 · Fuel- A	0.00	125.00	614.36	1,500.00	41%
110550 · Rental/Lease of Equip- A	0.00	333.33	3,824.66	4,000.00	96%
110551 · Maint. of Building- A	0.00	416.67	722.54	5,000.00	14%
110552 · Maint. of Office Equip.- A	0.00	8.33	3,494.97	100.00	3495%
110553 · Maint. of Auto's- A	0.00	41.67	86.50	500.00	17%
110560 · Grant Expense- A	0.00	0.00	6,614.94	0.00	#DIV/0!
110561 · Office Equip.- A	0.00	83.33	378.74	1,000.00	38%
110562 · Bank Account Fees- A	0.00	8.33	18.00	100.00	18%
110563 · Election Services- A	0.00	500.00	6,000.00	6,000.00	100%
110565 · Professional Services- A	250.00	375.00	21,921.99	4,500.00	487%
110566 · Eastland Co. Crisis Center	0.00	208.33	0.00	2,500.00	0%
110568 · Advertising- A	0.00	125.00	1,783.00	1,500.00	119%
110569 · Incode- A	0.00	125.00	0.00	1,500.00	0%
110570 · Vehicle Lease Trx	0.00	5,000.00	15,000.00	60,000.00	25%

110571 · Economic Development	3,732.76	4,687.50	44,534.84	56,250.00	79%
110572 · Street Fund	3,732.76	4,687.50	44,534.83	56,250.00	79%
110573 · Utility Sales Tax Trx	14,000.00	14,000.00	126,000.00	168,000.00	75%
110575 · Legal- A	809.00	1,666.67	31,933.41	20,000.00	160%
110576 · Audit- A	0.00	1,166.67	11,500.00	14,000.00	82%
110577 · Appraisal District- A	0.00	1,670.79	15,796.77	20,049.46	79%
110578 · Auto Equipment- A	0.00	0.00	0.00	0.00	#DIV/0!
110579 · Survery Expenses- A	0.00	0.00	0.00	0.00	#DIV/0!
110580 · Dues- A	0.00	16.67	1,226.40	200.00	613%
110581 · School Tuition- A	0.00	208.33	954.05	2,500.00	38%
110582 · Meals- A	96.00	83.33	380.50	1,000.00	38%
110583 · Travel- A	567.44	208.33	2,314.67	2,500.00	93%
110584 · Communications- A	113.49	125.00	1,321.92	1,500.00	88%
110585 · Electricity- A	216.43	166.67	2,471.94	2,000.00	124%
110586 · Gas- A	0.00	83.33	633.91	1,000.00	63%
110587 · Miscellaneous- A	0.00	41.67	18.00	500.00	4%
110589 · Transfer to Contingency- A	0.00	0.00	0.00	0.00	#DIV/0!
110590 · Loan to Utility	0.00	0.00	0.00	0.00	#DIV/0!
	38,550.07	48,859.13	470,727.39	586,309.54	80%
115591 · Code Red- EM	0.00	375.00	3,474.02	4,500.00	77%
115593 · Dispatch- EM	0.00	3,000.00	42,036.65	36,000.00	117%
	0.00	3,375.00	45,510.67	40,500.00	112%
120300 · Uniforms- P	0.00	250.00	2,008.82	3,000.00	67%
120301 · Minor Tools	0.00	20.83	66.06	250.00	26%
120302 · Maint. of Radio's- A	0.00	20.83	545.00	250.00	218%
120303 · Medical Expenses- A	0.00	41.67	0.00	500.00	0%
120304 · Maintenance of Other	0.00	20.83	540.00	250.00	216%
120305 · Police Equipment- P	16.30	20.83	4,999.30	250.00	2000%
120306 · Court Costs- P	0.00	2,500.00	14,422.94	30,000.00	48%
120307 · Inspections/Cert. Fees- P	0.00	41.67	0.00	500.00	0%
120308 · Drug Seizure Exp.- P	0.00	0.00	0.00	0.00	#DIV/0!
120309 · Jail Expense	0.00	41.67	0.00	500.00	0%
120500 · Salary- P	35,229.83	21,724.82	204,301.17	260,697.86	78%
120510 · Overtime- P	2,203.38	625.00	39,052.98	7,500.00	521%
120512 · Contract Labor- P	0.00	416.67	600.00	5,000.00	12%
120525 · Health Insurance- P	0.00	2,992.90	21,633.12	35,914.80	60%
120530 · Workers Comp.- P	417.13	583.33	4,937.79	7,000.00	71%
120531 · Life Insurance- P	0.00	94.25	601.03	1,131.00	53%
120540 · Postage- P	0.00	58.33	480.88	700.00	69%
120541 · Office Supplies- P	0.00	104.17	474.72	1,250.00	38%
120543 · Operating Supplies- P	0.00	83.33	540.67	1,000.00	54%
120545 · Fuel- P	0.00	1,166.67	15,190.41	14,000.00	109%
120550 · Equipment Rental- P	0.00	208.33	0.00	2,500.00	0%
120551 · Maint. of Building- P	0.00	41.67	165.99	500.00	33%

120553 · Maint. of Auto's- P	31.58	583.33	1,957.76	7,000.00	28%
120560 · Grant Expense- P	0.00	0.00	0.00	0.00	#DIV/0!
120561 · Office Equip.- P	0.00	0.00	0.00	0.00	#DIV/0!
120565 · Professional Services- P	0.00	708.33	12,404.91	8,500.00	146%
120578 · Auto Equipment- P	0.00	208.33	159.02	2,500.00	6%
120580 · Dues- P	0.00	20.83	0.00	250.00	0%
120581 · School Tuition- P	0.00	250.00	315.00	3,000.00	11%
120583 · Travel- P	0.00	83.33	0.00	1,000.00	0%
120584 · Communications- P	113.49	250.00	2,246.22	3,000.00	75%
120585 · Electricity- P	141.62	225.00	1,745.62	2,700.00	65%
120586 · Gas- P	0.00	83.33	637.30	1,000.00	64%
120600 · WC for Reserve Officers- P	0.00	0.45	0.00	5.41	0%
	38,153.33	33,470.73	330,026.71	401,649.07	82%
121300 · Uniforms- ACO	16.30	41.67	136.30	500.00	27%
121301 · Minor Tools- ACO	0.00	20.83	0.00	250.00	0%
121303 · Medical Expenses- ACO	0.00	208.33	245.00	2,500.00	10%
121307 · Inspection/Cert. Fees- ACO	0.00	12.50	0.00	150.00	0%
121310 · Chemical Supplies- ACO	0.00	20.83	396.03	250.00	158%
121311 · Supplies- ACO	0.00	0.00	193.77	0.00	#DIV/0!
121312 · Shop Equipment	0.00	25.00	0.00	300.00	0%
121500 · Salary- ACO	3,259.33	3,429.57	33,859.26	41,154.84	82%
121510 · Overtime- ACO	959.22	833.33	6,305.68	10,000.00	63%
121525 · Health Insurance- ACO	0.00	598.50	1,201.84	7,182.00	17%
121530 · Workers Comp.- ACO	417.13	208.33	4,937.79	2,500.00	198%
121531 · Life Insurance- ACO	0.00	18.85	116.70	226.20	52%
121541 · Office Supplies- ACO	0.00	20.83	8.13	250.00	3%
121543 · Operating Supplies- ACO	0.00	58.33	75.41	700.00	11%
121545 · Fuel- ACO	0.00	208.33	793.76	2,500.00	32%
121551 · Maint. of Building- ACO	0.00	208.33	48.21	2,500.00	2%
121553 · Maint. of Auto's- ACO	480.00	100.00	656.76	1,200.00	55%
121578 · Auto Equipment- ACO	0.00	0.00	0.00	0.00	#DIV/0!
121581 · School Tuition- ACO	0.00	50.00	0.00	600.00	0%
121583 · Travel- ACO	0.00	41.67	0.00	500.00	0%
121584 · Communications- ACO	113.49	50.00	825.25	600.00	138%
121585 · Electricity- ACO	208.40	250.00	2,583.93	3,000.00	86%
	5,453.87	6,405.23	52,383.82	76,863.04	68%
125200 · Court Technology- Ct	0.00	141.67	0.00	1,700.00	0%
125201 · Court Security- Ct	0.00	41.67	258.00	500.00	52%
125500 · Salary- Ct	9,190.58	5,090.49	57,749.75	61,085.83	95%
125525 · Health Insurance- Ct	0.00	598.58	4,807.36	7,182.96	67%
125530 · Workers Comp.- Ct.	417.13	25.00	4,937.78	300.00	1646%
125531 · Life Insurance- Ct.	0.00	18.85	178.65	226.20	79%
125541 · Office Supplies- Ct	0.00	83.33	201.64	1,000.00	20%
125565 · Professional Services- Ct	113.95	0.00	5,776.80	0.00	#DIV/0!

125574 · Liability Ins. Bonds- Ct	0.00	14.58	0.00	175.00	0%
125580 · Dues- Ct	0.00	8.33	2,257.14	100.00	2257%
125581 · School Tuition- Ct	0.00	83.33	840.00	1,000.00	84%
125583 · Travel- Ct	0.00	83.33	375.55	1,000.00	38%
125585 · Electricity- Ct	52.19	66.67	461.38	800.00	58%
	<u>9,773.85</u>	<u>6,255.83</u>	<u>77,844.05</u>	<u>75,069.99</u>	<u>104%</u>

130100 · Emergency Operating Center- F	0.00	0.00	0.00	0.00	#DIV/0!
130205 · Drug Supplies- F/E	427.70	583.33	9,248.13	7,000.00	132%
130280 · WC Volunteer FF- F/E	0.00	291.67	0.00	3,500.00	0%
130300 · Uniforms- F/E	0.00	229.17	979.75	2,750.00	36%
130301 · Minor Tools- F/E	0.00	41.67	0.00	500.00	0%
130302 · Maint. of Radio's- F/E	0.00	20.83	0.00	250.00	0%
130303 · Medical Expenses- F/E	0.00	83.33	792.08	1,000.00	79%
130307 · Inspection/Cert. Fees- F/E	0.00	250.00	180.00	3,000.00	6%
130331 · Maint. of Equipment- F/E	0.00	41.67	4,245.98	500.00	849%
130345 · Maint. of Other- F/E	0.00	41.67	394.24	500.00	79%
130390 · EMS Equipment- F/E	92.50	1,500.00	2,110.65	18,000.00	12%
130500 · Salary- F/E	11,208.08	24,241.69	100,419.39	290,900.23	35%
130510 · Overtime - F/E	25,668.87	0.00	151,510.23	0.00	#DIV/0!
130512 · Contract Labor- F/E	0.00	166.67	750.00	2,000.00	38%
130525 · Health Insurance- F/E	0.00	2,394.32	16,362.47	28,731.84	57%
130530 · Workers Comp.- F/E	417.13	1,104.17	4,937.78	13,250.00	37%
130531 · Life Insurance- F/E	0.00	75.40	539.07	904.80	60%
130540 · Postage- F/E	0.00	8.33	72.50	100.00	73%
130541 · Office Supplies- F/E	0.00	166.67	79.99	2,000.00	4%
130542 · Janitorial Supplies- F/E	0.00	166.67	832.50	2,000.00	42%
130543 · Operating Supplies- F/E	0.00	416.67	1,209.09	5,000.00	24%
130545 · Fuel- F/E	0.00	1,166.67	11,454.76	14,000.00	82%
130550 · Equipment Rental- F/E	0.00	0.00	3,123.97	0.00	#DIV/0!
130551 · Maint. of Building- F/E	0.00	0.00	490.50	0.00	#DIV/0!
130553 · Maint. of Auto's- F/E	0.00	291.67	2,104.06	3,500.00	60%
130565 · Professional Services- F/E	0.00	1,666.67	1,725.50	20,000.00	9%
130574 · Liability Ins. Bonds- F/E	0.00	5.83	0.00	70.00	0%
130580 · Dues- F/E	0.00	54.17	200.00	650.00	31%
130581 · School Tuition- F/E	0.00	41.67	271.48	500.00	54%
130583 · Travel- F/E	0.00	41.67	0.00	500.00	0%
130584 · Communications- F/E	113.49	208.33	1,870.00	2,500.00	75%
130585 · Electricity- F/E	378.60	291.67	3,870.86	3,500.00	111%
130586 · Gas- F/E	0.00	291.67	2,895.07	3,500.00	83%
	<u>38,306.37</u>	<u>35,883.95</u>	<u>322,670.05</u>	<u>430,606.87</u>	<u>75%</u>

140300 · Uniforms- St	0.00	83.33	35.00	1,000.00	4%
140301 · Minor Tools- St	0.00	20.83	589.01	250.00	236%
140309 · WC for Volunteers- St	0.00	10.83	0.00	130.00	0%
140310 · Chemical- St	0.00	45.83	0.00	550.00	0%

140312 · Shop Equipment- St	0.00	1,250.00	17.98	15,000.00	0%
140316 · Maint. of Shop Equipment- St	0.00	166.67	398.87	2,000.00	20%
140317 · Street Improvements- St	0.00	4,166.67	60.98	50,000.00	0%
140331 · Maint. of Equipment- St	90.00	1,208.33	725.84	14,500.00	5%
140332 · Maint. of Streets	3,412.49	2,000.00	3,412.49	24,000.00	14%
140500 · Salary- St	2,870.66	5,712.17	22,487.49	68,546.04	33%
140510 · Overtime- St	0.00	333.33	509.49	4,000.00	13%
140512 · Contract Labor- St	0.00	833.33	0.00	10,000.00	0%
140525 · Health Insurance- St.	0.00	598.58	1.40	7,182.96	0%
140530 · Workers Comp.- St.	417.14	458.33	4,937.79	5,500.00	90%
140531 · Life Insurance- St.	0.00	37.70	162.75	452.40	36%
140541 · Office Supplies- St	0.00	0.00	277.36	0.00	#DIV/0!
140543 · Operating Supplies- St	0.00	16.67	62.04	200.00	31%
140545 · Fuel- St	178.83	583.33	2,021.82	7,000.00	29%
140550 · Equipment Rental- St	0.00	104.17	0.00	1,250.00	0%
140553 · Maint. of Auto's- St	0.00	333.33	1,350.23	4,000.00	34%
140578 · Auto Equipment- St	0.00	0.00	995.00	0.00	#DIV/0!
140580 · Dues- St	0.00	0.00	100.00	0.00	#DIV/0!
140585 · Electricity- St	2,401.67	2,500.00	22,044.69	30,000.00	73%
	9,370.79	20,463.43	60,190.23	245,561.40	25%
150300 · Uniforms- L	0.00	0.00	5.97	0.00	#DIV/0!
150331 · Maint. of Machinery- L	0.00	41.67	0.00	500.00	0%
150500 · Salary- L	3,385.93	2,549.37	23,882.20	30,592.41	78%
150525 · Health Insurance- L	0.00	8.33	18.72	100.00	19%
150530 · Workers Comp.- L	417.14	12.50	4,937.77	150.00	3292%
150531 · Life Insurance- L	0.00	18.85	158.00	226.20	70%
150542 · Janitorial Supplies- L	0.00	41.67	100.98	500.00	20%
150543 · Operating Supplies- L	170.18	108.33	1,101.17	1,300.00	85%
150551 · Maint. of Building- L	0.00	83.33	457.02	1,000.00	46%
150574 · Liability Ins. Bonds- L	0.00	4.17	0.00	50.00	0%
150581 · School Tuition- L	0.00	100.00	0.00	1,200.00	0%
150583 · Travel- L	0.00	50.00	0.00	600.00	0%
150584 · Communications- L	0.00	62.50	950.18	750.00	127%
150585 · Electricity- L	49.52	54.17	436.09	650.00	67%
150586 · Gas- L	0.00	125.00	1,463.54	1,500.00	98%
	4,022.77	3,259.89	33,511.64	39,118.61	86%
155300 · Uniforms- Cem	13.99	41.67	364.83	500.00	73%
155301 · Minor Tools- Cem	0.00	83.33	285.45	1,000.00	29%
155331 · Maint. of Machinery- Cem	0.00	125.00	203.78	1,500.00	14%
155500 · Salary- Cem	4,703.62	3,297.20	32,953.08	39,566.41	83%
155510 · Overtime- Cem	0.00	20.83	0.00	250.00	0%
155512 · Contract Labor- Cem	0.00	416.67	0.00	5,000.00	0%
155525 · Health Insurance- Cem	0.00	598.58	4,807.36	7,182.96	67%
155530 · Workers Comp.- Cem.	417.14	250.00	4,937.77	3,000.00	165%

155531 · Life Insurance- Cem	0.00	18.85	137.35	226.20	61%
155542 · Janitorial Supplies- Cem	0.00	0.00	0.00	0.00	#DIV/0!
155543 · Operating Supplies- Cem	0.00	83.33	121.72	1,000.00	12%
155545 · Fuel- Cem	0.00	250.00	1,824.64	3,000.00	61%
155553 · Maint. of Auto's- Cem	0.00	125.00	605.55	1,500.00	40%
	5,134.75	5,310.46	46,241.53	63,725.57	73%
260123 · Transfer to General- S	0.00	15,552.78	0.00	186,633.38	0%
260155 · Republic Services Contract- S	20,006.00	23,333.33	202,303.92	280,000.00	72%
260160 · Sales Tax- S	0.00	2,750.00	22,880.26	33,000.00	69%
260300 · Uniforms- S	0.00	41.67	330.00	500.00	66%
260331 · Repair/Maint. Equipment- S	52.87	125.00	330.37	1,500.00	22%
260500 · Sanitation Salary - S	3,641.95	2,629.81	25,801.33	31,557.71	82%
260510 · Overtime - S	0.00	0.00	44.21	0.00	#DIV/0!
260512 · Contract Labor-S	0.00	41.67	0.00	500.00	0%
260525 · Health Ins. -S	0.00	0.00	9.80	0.00	#DIV/0!
260530 · Wokers Comp.- S	834.27	125.00	9,875.58	1,500.00	658%
260531 · Life Insurance- S	0.00	18.85	82.64	226.20	37%
260540 · Postage- S	115.73	187.50	1,230.09	2,250.00	55%
260543 · Operating Supplies- S	0.00	41.67	509.76	500.00	102%
260545 · Fuel- S	0.00	125.00	929.06	1,500.00	62%
260585 · Electricity- S	214.22	33.33	309.86	400.00	77%
	24,865.04	45,005.61	264,636.88	540,067.29	49%
270108 · Testing Expenses- W	0.00	750.00	1,727.42	9,000.00	19%
270123 · Transfer to General- W	0.00	13,727.50	0.00	164,730.00	0%
270171 · Maintenance of Shop Equip.- W	0.00	41.67	14.38	500.00	3%
270172 · ECWSD	64,702.31	78,833.33	607,105.23	946,000.00	64%
270185 · Lab Sample Fees- W	160.00	250.00	9,261.42	3,000.00	309%
270186 · Water Meters & Parts- W	1,913.26	416.67	11,790.27	5,000.00	236%
270187 · Maintenance of Water System	0.00	7,083.33	49,216.67	85,000.00	58%
270188 · Vehicle- W	112.78	2,083.33	892.51	25,000.00	4%
270190 · Engineering- W	0.00	625.00	13,336.35	7,500.00	178%
270300 · Uniforms- W	0.00	312.50	249.98	3,750.00	7%
270301 · Minor Tools- W	0.00	145.83	862.53	1,750.00	49%
270303 · Medical Expenses- W	0.00	20.83	0.00	250.00	0%
270307 · Inspections/Certs. -W	0.00	208.33	225.00	2,500.00	9%
270310 · Chemical Supplies- W	0.00	416.67	3,249.10	5,000.00	65%
270315 · Liability Ins. Bonds	0.00	208.33	0.00	2,500.00	0%
270330 · Machinery & Equipment- W	0.00	1,041.67	35.95	12,500.00	0%
270331 · Maintenance of Machinery- W	0.00	1,000.00	3,901.51	12,000.00	33%
270335 · Street Repair- W	0.00	1,041.67	185.19	12,500.00	1%
270500 · Water Salary - W	19,048.15	19,071.86	157,422.28	228,862.28	69%
270510 · Water Overtime - W	1,793.87	0.00	28,009.12	0.00	#DIV/0!
270512 · W-Contract Labor	0.00	1,666.67	2,020.00	20,000.00	10%
270525 · Health Ins. -W	0.00	2,992.50	16,266.58	35,910.00	45%

270530 · Wokers Comp.- W	834.27	475.00	9,875.59	5,700.00	173%
270531 · Life Insurance-W	0.00	94.25	288.45	1,131.00	26%
270540 · Postage- W	115.73	187.50	2,316.08	2,250.00	103%
270542 · Janitorial Supplies- W	0.00	41.67	722.66	500.00	145%
270543 · Operating Supplies- W	0.00	166.67	7,418.70	2,000.00	371%
270545 · Fuel- W	0.00	833.33	10,918.94	10,000.00	109%
270550 · Rental of Equipment- W	0.00	250.00	5,297.26	3,000.00	177%
270551 · Maintenance of Buildings- W	0.00	83.33	1,326.28	1,000.00	133%
270553 · Maintenance of Auto's- W	47.00	1,000.00	6,857.70	12,000.00	57%
270560 · Grant Expense- W	0.00	6,250.00	0.00	75,000.00	0%
270575 · Legal- W	0.00	41.67	360.00	500.00	72%
270576 · Auditor- W	0.00	1,166.67	11,500.00	14,000.00	82%
270578 · Auto Equipment- W	424.00	0.00	1,251.32	0.00	#DIV/0!
270580 · Dues- W	0.00	541.67	8,326.88	6,500.00	128%
270581 · School Tuition- W	0.00	166.67	732.50	2,000.00	37%
270583 · Travel Expenses- W	0.00	41.67	85.20	500.00	17%
270584 · Communication- W	0.00	225.00	1,989.93	2,700.00	74%
270585 · Electricy- W	556.24	625.00	7,070.18	7,500.00	94%
270589 · Contingency- W	0.00	11,985.09	0.00	143,821.08	0%
	89,707.61	156,112.88	982,109.16	1,873,354.36	52%

272123 · Transfer to General- WW	0.00	13,727.50	0.00	164,730.00	0%
272174 · Wastewater Services- WW	0.00	2,916.67	10,438.35	35,000.00	30%
272175 · TCEQ Fines- WW	0.00	0.00	0.00	0.00	#DIV/0!
272176 · Maint. Wastewater System- WW	0.00	2,916.67	30,521.27	35,000.00	87%
272185 · Lab Sample Fees- WW	732.00	791.67	11,286.00	9,500.00	119%
272190 · Engineering- WW	0.00	166.67	3,094.54	2,000.00	155%
272300 · Uniforms- WW	0.00	125.00	427.20	1,500.00	28%
272301 · Minor Tools- WW	0.00	41.67	186.69	500.00	37%
272303 · Medical Expenses- WW	0.00	41.67	0.00	500.00	0%
272307 · Inspections/Certs.- WW	0.00	208.33	0.00	2,500.00	0%
272310 · Chemical Supplies- WW	2,277.65	2,500.00	25,678.53	30,000.00	86%
272330 · Machinery & Equipment- WW	0.00	2,083.33	365.70	25,000.00	1%
272331 · Maintenance of Machinery- WW	0.00	1,041.67	2,771.10	12,500.00	22%
272335 · Street Repair- WW	0.00	0.00	0.00	0.00	#DIV/0!
272500 · Wastewater Salary - WW	4,286.01	6,938.73	50,656.44	83,264.71	61%
272510 · Wastewater Overtime - WW	577.98	0.00	5,855.44	0.00	#DIV/0!
272512 · WW-Contract Labor	0.00	333.33	1,884.00	4,000.00	47%
272525 · Health Ins. -WW	0.00	1,000.00	10,020.20	12,000.00	84%
272530 · Wokers Comp.- WW	834.27	475.00	9,875.57	5,700.00	173%
272531 · Life Insurance- WW	0.00	37.70	268.45	452.40	59%
272540 · Postage- WW	115.74	166.67	1,480.62	2,000.00	74%
272542 · Janitorial Supplies- WW	0.00	41.67	0.00	500.00	0%
272543 · Operating Supplies- WW	0.00	83.33	3,305.53	1,000.00	331%
272545 · Fuel- WW	0.00	666.67	5,441.59	8,000.00	68%
272550 · Rental of Equipment- WW	4,821.68	62.50	20,372.59	750.00	2716%

272551 · Maintenance of Buildings- WW	22.98	104.17	676.83	1,250.00	54%
272553 · Maintenance of Auto's- WW	0.00	333.33	2,426.42	4,000.00	61%
272560 · Grant Expense- WW	0.00	0.00	0.00	0.00	#DIV/0!
272580 · Dues- WW	0.00	333.33	1,932.12	4,000.00	48%
272581 · School Tuition- WW	0.00	166.67	168.75	2,000.00	8%
272583 · Travel Expenses- WW	0.00	83.33	498.45	1,000.00	50%
272584 · Communication- WW	0.00	250.00	1,989.92	3,000.00	66%
272585 · Electricity- WW	1,730.98	1,833.33	17,335.57	22,000.00	79%
	15,399.29	39,470.61	218,957.87	473,647.11	46%
280150 · Contract Services- UB	0.00	291.67	0.00	3,500.00	0%
280500 · Salaries- UB	4,644.53	5,701.08	39,172.09	68,412.91	57%
280510 · Overtime - UB	294.83	0.00	1,155.51	0.00	#DIV/0!
280525 · Health Ins. -UB	0.00	1,197.16	8,412.88	14,365.92	59%
280530 · Wokers Comp.- U	834.26	58.33	9,875.56	700.00	1411%
280531 · Life Insurance- UB	0.00	37.70	103.25	452.40	23%
280540 · Postage- UB	0.00	250.00	506.24	3,000.00	17%
280541 · Office Supplies- UB	0.00	416.67	842.00	5,000.00	17%
280542 · Janitorial Supplies- UB	0.00	125.00	0.00	1,500.00	0%
280543 · Operating Supplies- UB	0.00	41.67	64.95	500.00	13%
280550 · Rental of Equipment- UB	0.00	625.00	0.00	7,500.00	0%
280552 · Maint. Office Equipment- UB	0.00	41.67	0.00	500.00	0%
280561 · Office Equipment- UB	0.00	83.33	25.98	1,000.00	3%
280562 · Bank Account Fees- UB	0.00	83.33	1,506.00	1,000.00	151%
280565 · Professional Services- UB	0.00	666.67	8,062.85	8,000.00	101%
	5,773.62	9,619.28	69,727.31	115,431.23	60%
Total Expense	284,511.36	413,492.03	2,974,537.31	4,961,904.08	
Net Ordinary Income	-17,527.39	-0.04	94,870.59	0.00	

City of Ranger Expenses by Vendor Summary

June 2023

	Jun 23
91st District Clerk	424.00
Ana-Lab Corp.	892.00
AT&T Mobility	453.96
BenMark Supply Company Inc.	1,913.26
Bound Tree Medical LLC	427.70
Carol L. Stephens	79.23
Cary Services	187.00
Diana L. McCullough	170.18
Eastland County Veterinary Clinic	92.00
Eastland County Water Supply District	64,702.31
Eastland Memorial Hospital	92.50
Fullerton & Associates	250.00
Hydro Plus, LLC	2,277.65
Messer, Fort & McDonald, PLLC	113.95
Mike's Tire Service	637.00
O'Reilly Auto Parts	124.36
Ranger City Bond Construction Fund	10,000.00
Ranger Economic Development Corp	3,732.76
Ranger Municipal Court	3,287.00
Ranger Street Maintenance Fund	3,732.76
Republic Services	19,005.70
Tammy Archer	584.21
The Knight Law Firm, LLP	809.00
The Police and Sheriffs Press	32.60
Tindall's Hardware	268.67
TML Intergovernmental Risk Pool	6,674.14
TMRS	16.79
TWDB Debt Service Fund	4,000.00
TXU Energy	5,949.87
United Rentals	4,634.68
United States Postal Service	347.20
Zack Burkett Co.	3,412.49
TOTAL	139,324.97



Good Afternoon, Carol Stephens

ACCOUNTS

Available: \$2,181,583.07
Current: \$2,181,583.07

Table with 2 columns: Account Name and Balance. Rows include: FFB Abilene Utility Fund 36507 (\$755,058.10), FFB Abilene General Fund 02253 (\$82,077.05), FFB Abilene Hotel/Motel Tax Account 14183 (\$31,256.97), FFB Abilene Street Repairs Tax Account 35855 (\$91,858.74), FFB Abilene City Bond Construction Fund 20511 (\$54,334.11).

Table with 2 columns: Account Name and Balance. Rows include: FFB Abilene Block Grant Account 00594 (\$1.00), FFB Abilene Police Special Account 01386 (\$1,156.06), FFB Abilene TWDB Loan Forgiveness 06695 (\$1.00), FFB Abilene TWDB Escrow Certificates 06703 (\$188,745.91), FFB Abilene Municipal Court Payments 13811 (\$5,346.00), FFB Abilene Municipal Court Tech 14579 (\$2,776.90), FFB Abilene Animal Control Account 15121 (\$10,439.27).

FFB Abilene Pool & Parkland Account 16608	
Available Balance	\$421.92
Current Balance	\$421.92

FFB Abilene Municipal Court Security 19919	
Available Balance	\$1,733.30
Current Balance	\$1,733.30

FFB Abilene REDDC 4A 20701	
Available Balance	\$332,446.90
Current Balance	\$332,446.90

FFB Abilene Ranger Library Fund 21105	
Available Balance	\$2,533.90
Current Balance	\$2,533.90

FFB Abilene REDC 4B 22341	
Available Balance	\$126,786.68
Current Balance	\$126,786.68

FFB Abilene Police Lease Account 22432	
Available Balance	\$191,165.79
Current Balance	\$191,165.79

FFB Abilene TWDB Debt Service Account 22937	
Available Balance	\$22,021.50
Current Balance	\$22,021.50

FFB Abilene FEMA Account 26938	
Available Balance	\$277,678.35
Current Balance	\$277,678.35

FFB Abilene TWBD Escrow #L1000677 32472	
Available Balance	\$0.00
Current Balance	\$0.00

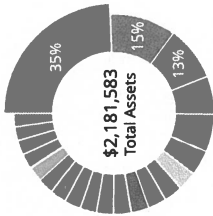
FFB Abilene TWBD Construction #L1000677 32530	
Available Balance	\$0.00
Current Balance	\$0.00

FFB Abilene TWBD Construction #L1000626 32548	
Available Balance	\$0.00
Current Balance	\$0.00

FFB Abilene TWBD Construction #LF1000646 32555	
Available Balance	\$0.00
Current Balance	\$0.00

FFB Abilene Police LEOSE Account 33215	
Available Balance	\$3,743.62
Current Balance	\$3,743.62

ASSET SUMMARY



Utility Fund
xxx36507

34.61%

Available Balance
Current Balance

\$755,058.10
\$755,058.10

Monthly Sales Tax Allocation

6/9/2023

6.25% to REDC (4A):	\$1,866.38	Sales Tax \$	\$ 29,862.05
6.25% to REDC (4B):	-\$1,866.38	\$	1,866.38
	\$1,866.38	12.50%	6.25%
12.5% to Street Repair Fund:	-\$3,732.76	Streets	EDC
	\$3,732.76		
	-\$7,465.51		
City Bond Construction: (\$10,000.00)	\$10,000.00		
Bond 1998			
Bond 2005			
TWDB Debt Service (\$4,000)	-\$17,465.51		
	4,000.00		
Bond 2012			
Bond 2018 A&B	-\$21,465.51		
General Deposit Total			\$8,396.54

City	Net Payment This Period	Comparable Payment Prior Year	% Change	Payment YTD	Prior Year Payment YTD	% Change
Ranger	\$29,862.05	\$34,838.36	-14.28%	\$231,268.39	\$257,006.68	-10.01%

LIBRARY REPORT

June 2023

Beginning of Petty Cash **\$70.09**

CREDIT

Book Sales (from "Quarter Shelves") 2.50

Copies 11.60

Donations 123.00

Fines .30

TOTAL CREDITS **137.40**

DEBIT

Supplies 28.73

The Boardwalk Bookshop by Susan Mallery (hardback) 16.89

TOTAL DEBITS **45.62**

TOTAL PETTY CASH **\$ 161.87**

Thank you for your support! _____ *Diana McCullough*

Library Report for _____ Jun-23

	Adult Patrons	Children	Total	Adult Lit.	Children's Lit.	Total Books	Computer Users	Audio/Video	Reference ?'s
Monday			0			0			
Tuesday			0			0			
Wednesday			0			0			
Thursday	6	0	6	3	0	3	2	0	2
Friday	12	2	14	2	0	2	3	0	0
Monday	5	0	5	4	0	4	2	0	2
Tuesday	1	0	1	1	0	1	1	0	1
Wednesday	5	0	5	0	0	0	2	0	0
Thursday	4	1	5	9	4	13	1	0	2
Friday	7	1	8	0	3	3	3	0	4
Monday	6	0	6	5	0	5	3	0	2
Tuesday	Closed		0			0	0		
Wednesday	3	0	3	0	0	0	2	0	3
Thursday	11	0	11	7	0	7	3	1	1
Friday	4	0	4	0	0	0	1	0	1
Monday	5	3	8	7	0	7	2	0	1
Tuesday	8	0	8	6	0	6	1	0	2
Wednesday	4	1	5	1	0	1	2	0	2
Thursday	4	0	4	3	0	3	2	0	1
Friday	7	0	7	5	0	5	3	0	2
Monday	5	0	5	6	0	6	1	0	1
Tuesday	5	1	6	0	2	2	4	0	1
Wednesday	6	0	6	4	0	4	2	0	2
Thursday	4	0	4	6	0	6	2	0	1
Friday	6	0	6	6	0	6	2	0	1
Total	118	9	127	75	9	84	44	1	32

Type 4A Ranger Economic Development Corporation
Acct # 33010020701

<u>Date</u>	<u>Check No.</u>	<u>Income</u>	<u>Expense</u>	<u>To/From</u>	<u>Description</u>	<u>Balance</u>
02/28/23					BANK STATEMENT BALANCE	330,134.62
03/16/23		2,543.31		City of Ranger	Sales Tax	332,677.93
04/04/23	2586		2,264.15	Knight Law Firm	Attorney Bill / 4611 /One Source Lawsuit	330,413.78
04/20/23		1,961.47		City of Ranger	Sales Tax	332,375.25
05/02/23	2587		842.75	Knight Law Firm	Attorney Bill / 4691 / One Source Lawsuit	331,532.50
05/18/23		2,919.92		City of Ranger	Sales Tax	334,452.42
06/06/23	2588		1,550.50	Knight Law Firm	Attorney Bill / 4765 / One Source Lawsuit	332,901.92
06/06/23	2589		1,285.00	TMCN	membership Dues	331,516.92
06/08/23	2590		936.40	Knight Law Firm	Attorney Bill / 5065 / One Source Lawsuit	330,580.52
06/22/23		1,866.38		City of Ranger	Sales Tax	332,446.90

Type 4A Ranger Economic Development Corporation

CD # 33040001556, matures on 11-26-2023

4.01%

<u>Date</u>	<u>Check No.</u>	<u>Income</u>	<u>Expense</u>	<u>To/From</u>	<u>Description</u>	<u>Balance</u>
					BEGINNING BALANCE	
01/26/23	Cashiers	36,578.44		FFB	Close CD # 33040011408, purchase new CD	36,578.44
01/26/23	Cashiers	59,229.21		FFB	Close CD # 33040001556, purchase new CD	95,807.65
06/02/23	Deposit	276,264.00		FFB	Purchase CD 33040001576 4 month 4.57%	200,000.00
06/02/23	Deposit	46.04 land sale		FFG	Purchase CD 33040001577 4 month 4.57%	76,264.00

Type 4B Ranger Economic Development Corporation

Account # *****2341

Date	Check No.	Income	Expense	To/From	Description	Balance
01/08/20	Debit		\$25.00	1st Financial	Safety Deposit Box Rental	\$116,799.75
01/16/20		\$1,811.93		City of Ranger	Sales Tax	\$118,611.68
02/14/20		\$2,930.28		City of Ranger	Sales Tax	\$121,541.96
02/18/20	1043		\$750.00	Cameron Gulley	Audit Fees	\$120,791.96
03/26/20		\$2,248.87		City of Ranger	Sales Tax	\$123,040.83
04/28/20		\$1,627.71		City of Ranger	Sales Tax	\$124,668.54
05/13/20		\$2,164.42		City of Ranger	Sales Tax	\$126,832.96
06/15/20	1044		\$955.40	Knox Waste Dervice	225 S Rusk St. Rolloffs REDC Project	\$125,877.56
06/16/20		\$2,005.89		City of Ranger	Sales Tax	\$127,883.45
07/01/20	1045		\$31,850.00	Flatworks	Fire Dept Concrete REDC Project	\$96,033.45
07/03/20	1046		\$4,337.70	Display Sales	Christmas Decorations 50% REDC Project	\$91,695.75
07/13/20		\$2,161.28		City of Ranger	Sales Tax	\$93,857.03
07/29/20	1047		\$142.76	Tindals Hardware	Fire Dept Concrete REDC Project misc paint, rollers	\$93,714.27
08/18/20		\$2,445.67		City of Ranger	Sales Tax	\$96,159.94
09/16/20		\$1,922.80		City of Ranger	Sales Tax	\$98,082.74
10/20/20		\$1,847.84		City of Ranger	Sales Tax	\$99,930.58
11/17/20		\$3,001.62		City of Ranger	Sales Tax	\$102,932.20
11/27/20	1048		\$4,473.93	Display Sales	Christmas Decorations 50% REDC Project + Chg Add	\$98,458.27
12/18/20		\$1,811.19		City of Ranger	Sales Tax	\$100,269.46
01/08/21	Debit		\$45.00	1st Financial	Safety Deposit Box Rental	\$100,224.16
01/27/21		\$1,679.26		City of Ranger	Sales Tax	\$101,903.42
02/24/21		\$2,378.58		City of Ranger	Sales Tax	\$104,282.00
03/09/21	1049		\$19,998.00	Flatworks	Walnut St. Clinic 1/2 Concrete Work	\$84,284.00
03/25/21		\$2,386.96		City of Ranger	Sales Tax	\$86,670.96
04/07/21	1050		\$55.06	Tindalls Hardware	Walnut St. Clinic Misc. paint and assoc. items	\$86,615.90
04/13/21		\$1,874.73		City of Ranger	Sales Tax	\$88,490.63
05/18/21		\$2,584.35		City of Ranger	Sales Tax	\$91,074.98
05/24/21	1051		\$1,495.00	Display Sales	Christmas Decorations	\$89,579.98
05/24/21	1052		\$750.00	Cameron Gulley	Audit Fees	\$88,829.98
06/16/21		\$2,140.33		City of Ranger	Sales Tax	\$90,970.31
07/20/21		\$2,000.21		City of Ranger	Sales Tax	\$92,970.52
08/19/21		\$2,534.40		City of Ranger	Sales Tax	\$95,504.92
09/15/21		\$3,138.11		City of Ranger	Sales Tax	\$97,643.03
10/29/21		\$2,016.56		City of Ranger	Sales Tax	\$99,659.59
11/05/21	1053		\$23,224.50	Ranger Airfield Foundatiior	Restrooms, showers and arrow construction	\$76,435.09
12/02/21		\$3,148.44		City of Ranger	Sales Tax	\$79,581.53
12/30/21		\$1,929.73		City of Ranger	Sales Tax	\$81,511.23
01/08/22	Debit		\$45.00	FFNB	Safety Deposit Box Rental	\$81,466.26
01/19/22		\$2,124.42		City of Ranger	Sales Tax	\$83,590.68
02/18/22		\$2,655.12		City of Ranger	Sales Tax	\$86,245.80
03/17/22		\$4,342.80		City of Ranger	Sales Tax	\$90,588.60
04/20/22		\$1,754.03		City of Ranger	Sales Tax	\$92,342.63
05/17/22		\$3,009.15		City of Ranger	Sales Tax	\$95,351.78
06/14/22		\$2,177.40		City of Ranger	Sales Tax	\$97,529.18
07/14/22		\$2,196.76		City of Ranger	Sales Tax	\$99,725.94
07/27/22	1054		\$55.00	Heaven Sent Floral	Flowers Bill Kendrick Funeral	\$99,670.94
08/25/22		\$2,769.55		City of Ranger	Sales Tax	\$102,440.49
09/27/22		\$2,123.77		City of Ranger	Sales Tax	\$104,564.26
10/18/22		\$2,307.79		City of Ranger	Sales Tax	\$106,872.05
11/28/22		\$3,511.54		City of Ranger	Sales Tax	\$110,377.59
12/27/22		\$1,999.81		City of Ranger	Sales Tax	\$112,377.40
01/06/23			\$45.00	FFB	Safety Deposit Box Rental	\$112,332.40
01/25/23		\$2,392.59		City of Ranger	Sales Tax	\$114,724.99
02/13/23		\$2,770.61		City of Ranger	Sales Tax	\$117,495.60
03/16/23		\$2,543.31		City of Ranger	Sales Tax	\$120,038.91
04/20/23		\$1,961.47		City of Ranger	Sales Tax	\$122,000.38
04/20/23		\$1,961.47		City of Ranger	Sales Tax	\$123,961.85
05/18/23		\$2,919.92		City of Ranger	Sales Tax	\$124,865.29
06/22/23		\$1,866.38		City of Ranger	Sales Tax	\$126,731.67

Municipal Court Report

JUNE 2023

New Cases Filed 85 CITATIONS ISSUED BY POLICE
11 CITATIONS ISSUED BY ACO and or CODE
ENFORCEMENT

Total Cases Disposed 6

Dismissed after Driver Safety Course 1

Show Cause 0

Notice to Appear 0

Arrest Warrants Issued 0

Fines, Court Costs and Other Amounts Collected:

a. Kept by City	\$ 3,386.00
b. Remitted to State	\$ 1,594.00
c. Total	\$ 4,980.00



Ranger Fire Department

500 E Loop 254

Ranger, TX 76470 254-647-1505



Responses for 2023

01-01-2023 -07-01-2023

EMS 316 Fire 152 TOTAL = 468

Average Calls per Month: 78

Responses for 2022

EMS 356 Fire 173 Total: 529

Average Calls per Month: 88.1

Ranger Fire Dept

Ranger, TX

This report was generated on 7/7/2023 7:24:55 AM



Total Incidents per Personnel for Date Range

Personnel: All Personnel | Sort By: Personnel | Start Date: 01/01/2023 | End Date: 06/30/2023

PERSONNEL	COUNT	PERCENTAGE
<u>Barry, Brian</u>	38	25.00 %
<u>Bearden, Mark</u>	5	3.29 %
<u>Bush, Ronnie A</u>	43	28.29 %
<u>Clark, John</u>	24	15.79 %
<u>Clifton, James B</u>	49	32.24 %
<u>Fox, Louis Darrell</u>	132	86.84 %
<u>Fox, Matthew K</u>	13	8.55 %
<u>Gunstanson, Gearld</u>	16	10.53 %
<u>Hoodie, Aaron</u>	14	9.21 %
<u>Hoodie, Nate R</u>	9	5.92 %
<u>Lemaster, Chuck</u>	1	0.66 %
<u>Lopez, Andrew</u>	1	0.66 %
<u>Lopez, Sylvester</u>	42	27.63 %
<u>Martinez, Jeremy</u>	11	7.24 %
<u>Mathis, Billy Jack</u>	53	34.87 %
<u>Mathis, Meagan</u>	13	8.55 %
<u>Mayes, Ethan</u>	53	34.87 %
<u>Pickrell II, David D</u>	3	1.97 %
<u>Pitman, Kakk</u>	6	3.95 %
<u>Richardson, Justin</u>	6	3.95 %
<u>Richardson, Matt D</u>	111	73.03 %
<u>Robinson Jr., Frank A</u>	69	45.39 %
<u>Wells, Nicholas K</u>	16	10.53 %
Sum of Individual Responses	728	
Total Incidents for Date Range	152	

Includes incidents where personnel responded to on or off an apparatus. Only REVIEWED incidents included.

Ranger Fire Dept

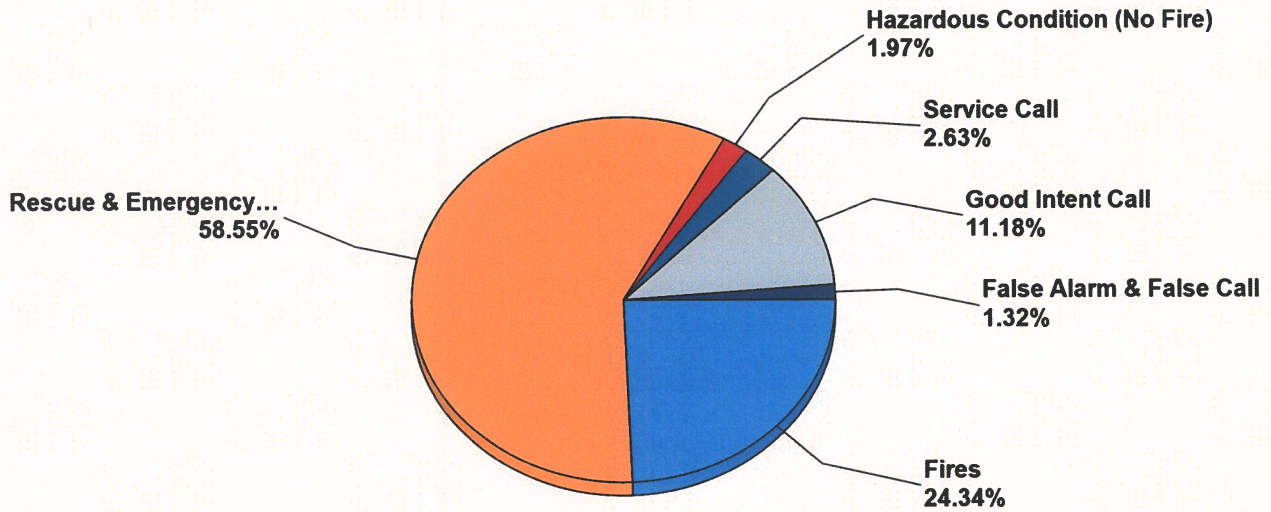
Ranger, TX

This report was generated on 7/7/2023 7:26:23 AM



Breakdown by Major Incident Types for Date Range

Zone(s): All Zones | Start Date: 01/01/2023 | End Date: 06/30/2023



MAJOR INCIDENT TYPE	# INCIDENTS	% of TOTAL
Fires	37	24.34%
Rescue & Emergency Medical Service	89	58.55%
Hazardous Condition (No Fire)	3	1.97%
Service Call	4	2.63%
Good Intent Call	17	11.18%
False Alarm & False Call	2	1.32%
TOTAL	152	100%

Only REVIEWED and/or LOCKED IMPORTED incidents are included. Summary results for a major incident type are not displayed if the count is zero.



emergencyreporting.com

Doc Id: 553

Page # 1 of 2

Detailed Breakdown by Incident Type

INCIDENT TYPE	# INCIDENTS	% of TOTAL
100 - Fire, other	6	3.95%
111 - Building fire	6	3.95%
118 - Trash or rubbish fire, contained	1	0.66%
121 - Fire in mobile home used as fixed residence	1	0.66%
122 - Fire in motor home, camper, recreational vehicle	2	1.32%
130 - Mobile property (vehicle) fire, other	1	0.66%
131 - Passenger vehicle fire	5	3.29%
142 - Brush or brush-and-grass mixture fire	7	4.61%
143 - Grass fire	4	2.63%
151 - Outside rubbish, trash or waste fire	1	0.66%
160 - Special outside fire, other	1	0.66%
170 - Cultivated vegetation, crop fire, other	2	1.32%
311 - Medical assist, assist EMS crew	13	8.55%
321 - EMS call, excluding vehicle accident with injury	2	1.32%
322 - Motor vehicle accident with injuries	9	5.92%
323 - Motor vehicle/pedestrian accident (MV Ped)	1	0.66%
324 - Motor vehicle accident with no injuries.	58	38.16%
352 - Extrication of victim(s) from vehicle	4	2.63%
353 - Removal of victim(s) from stalled elevator	1	0.66%
357 - Extrication of victim(s) from machinery	1	0.66%
412 - Gas leak (natural gas or LPG)	1	0.66%
413 - Oil or other combustible liquid spill	1	0.66%
461 - Building or structure weakened or collapsed	1	0.66%
551 - Assist police or other governmental agency	1	0.66%
561 - Unauthorized burning	3	1.97%
600 - Good intent call, other	1	0.66%
611 - Dispatched & cancelled en route	3	1.97%
622 - No incident found on arrival at dispatch address	3	1.97%
631 - Authorized controlled burning	3	1.97%
632 - Prescribed fire	1	0.66%
651 - Smoke scare, odor of smoke	5	3.29%
653 - Smoke from barbecue, tar kettle	1	0.66%
700 - False alarm or false call, other	1	0.66%
715 - Local alarm system, malicious false alarm	1	0.66%
TOTAL INCIDENTS:	152	100%

Only REVIEWED and/or LOCKED IMPORTED incidents are included. Summary results for a major incident type are not displayed if the count is zero.



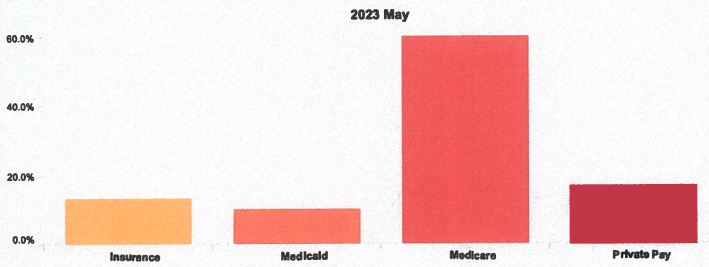
Executive Summary for Ranger



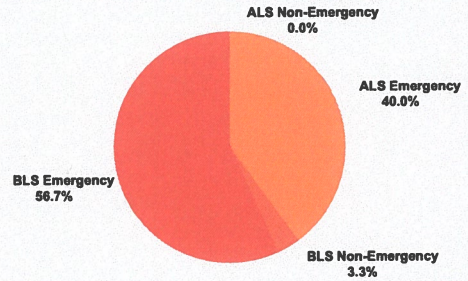
Choose A Month
202305 - May

Runs	Charges	Cash Collection	Cash Per Transport
30	\$55,570	\$9,923	\$330.77

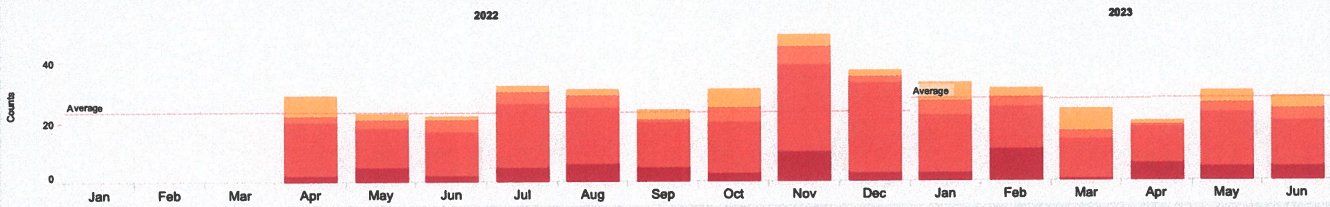
Payer Mix Percentage



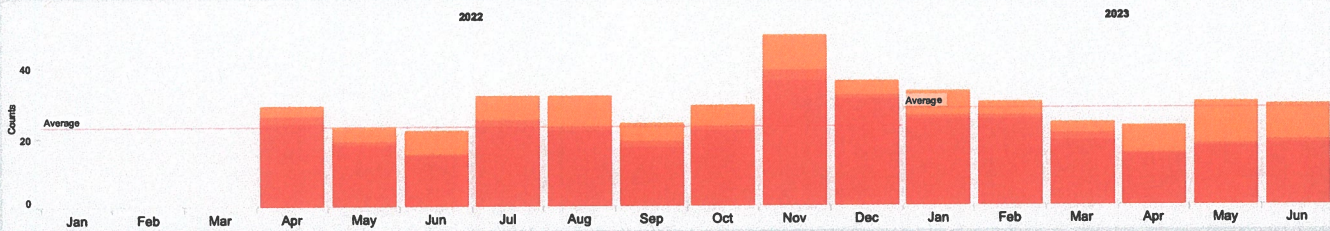
Level Service Percentage



Payer Mix Over Time



Level Service Over Time



Ranger Police Department Monthly Activity Report

May , 2023

Patrol Activity:

Reporting Officer:	Offense Reports	Incident Reports	CFS Reports	Crash Reports	Warrant Arrests	Other Arrests	Citations Issued	Warnings Issued
Chief Moran	0	0	3	0	0	0	0	0
Butler	2	0	26	0	0	0	1	0
Gibson	2	2	45	0	0	1	51	40
Ruelas	0	1	34	0	0	0	6	10
Fitzwater	7	1	39	0	1	7	23	91

Code Enforcement Activity:

Reporting Officer:	Offense Reports	Certified Notifications	Properties Improved	Code Citations	Code Warnings
Chief Moran	0	0	0	9	0
Butler	0	0	0	0	0
Gibson	0	4	6	6	5
Branch	0	0	0	0	0
Ruelas	0	0	0	0	0

Animal Control Activity:

Reporting Officer:	CFS Reports	Animals Impounded or Surrendered	Animals Quarantined	Animals Found @ Large	Animals Adopted/ Returned	ACO Citations	ACO Warnings	Animals Euthanized
Douglas	15	13	2	25	1	1	15	8
Gibson	0	2	0	0	0	0	3	0

Department Totals:

Total Offense Reports	Total Incident Reports	Total CFS Reports	Total Crash Reports	Total (All) Arrests	Total Citations Issued	Total Warnings Issued	Total Dispatch Call Sheets	Total Criminal Cases Filed
11	4	162	0	9	87	164	146	M- 4 F- 5